

**MODEL** GS™-2632

**Measurements**

Working height maximum – indoor<sup>1</sup> 9.96 m

outdoor<sup>1</sup> 7.79 m

**A** Platform height maximum – indoor 7.96 m  
outdoor 5.79 m

**B** Platform height stowed 1.20 m

**C** Platform length – outside 2.27 m  
extended 3.18 m

Slide-out platform extension deck 0.91 m

**D** Platform width – outside 0.81 m

Guardrail height 1.1 m

Toeboard height 0.15 m

**E** Height – stowed: folding guardrails 2.32 m  
rails folded 1.94 m

**F** Length – stowed 2.44 m  
Length – stowed extended 3.33 m

**G** Width 0.81 m

**H** Wheelbase 1.85 m

**I** Ground clearance – centre 0.12 m  
- with pothole guards deployed 0.02 m

**Productivity**

Maximum platform capacity – indoor 2

Maximum platform capacity – outdoor 1

Lift capacity 227kg

Drive speed – stowed 4.0 km/h

Drive speed – raised 0.8 km/h

Gradeability\*\* 30%

Turning radius – inside Zero

– outside 1.55 m

Raise / lower speed 16 / 25 sec

Controls proportional

Drive dual front wheel

Multiple disc brakes dual rear wheel

Tyres – solid non-marking 30 x 11 x 20 cm

**Power**

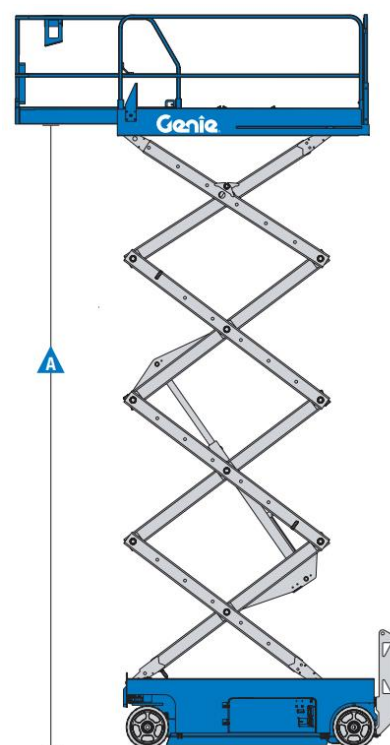
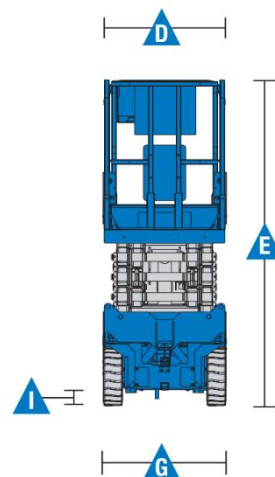
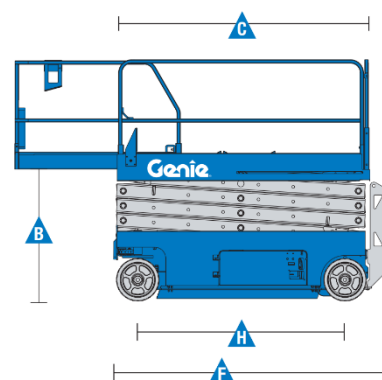
Power source 24 V (four 6 V 225 Ah batteries)

Hydraulic system capacity 14.2 L

**Weight\*\*\***

1,956 kg

**Standards Compliance** CE EN280, PB-10-611-03, AS 1418.10



\* The working height adds 2 m to platform height.

\*\* Gradeability applies to driving on slopes, see Operator's Manual for details regarding slope ratings.

\*\*\* Weight will vary depending on options and/or country standards.

### Standard Features

#### Measurements

- 9.96 m working height
- Up to 227 kg lift capacity

#### Productivity

- 2.26 m x 0.81 m steel platform
- 0.91 m extension deck
- Folding rails with half-height swing gate
- Dual front wheel drive
- Universal 27A smart charger
- Rear recessed charger receptacle
- SmartLink™ - dual zone control
- Proportional lift and drive
- Platform Load sense system
- Platform control guard
- Platform control with battery charge indicator and diagnostic system
- On-board diagnostic system
- AC power to platform
- Lanyard attachment points
- Manual platform lowering valve
- Emergency stop at both platform and ground controls
- Rear wheel multiple disc brakes
- Front wheel hydraulic brake release
- Swing-out component trays
- Solid non-marking tires Pothole guards
- Tilt level sensor with audible alarm

### Standard Features

#### Productivity (continued)

- Side & rear forklift pockets
- Maintenance free steel diamond plate platform Dual flashing LED beacons
- Descent alarm
- Electronic horn
- Hour meter
- Motion alarm
- Tech Pro™ Link compatible

#### Power

- 24 V DC (four 6 V batteries)

### Options & Accessories

#### Productivity Options

- Ait line to platform
- Automotive horn\*
- Biodegradable hydraulic fluid
- Lift Tools™ Pipe Cradle
- Lift Tools Panel Cradle
- Lift Tools Work Tray
- Lift Guard™ Contact Alarm
- Lift Connect™ Telematics

#### Power Options

- E-drive (AC electric drive system)
- Power Inverter (120 V/60Hz)<sup>1</sup>
- EE rating
- AGM maintenance-free batteries
- Drive cutout while charging



<sup>1</sup> Not available with EE rating