

660SJ

TELESCOPIC BOOM LIFT

Performance

Platform Height	20.02 m
Working Height	22.02 m
Horizontal Outreach	17.40 m
Swing (continuous)	360°
Platform Capacity	340 kg Restricted 250 kg Unrestricted
Platform Size	0.91 x 2.44 m
Platform Rotator (hydraulic)	180°
Jib	1.83 m
Jib Range of Articulation	130° (+70/-60)
Weight	12,500 kg
Drive Speed	6.3 km/h
Gradeability	45%
Turning Radius	
Outside	3.76 m
Inside	1.27 m

Standard Specifications

Power Source

Diesel Engine	Deutz D2011L04 Tier 4i
Fuel Tank Capacity	117 L

Hydraulic System

Capacity	129 L
Auxiliary Power	12V-DC

Tyres

Standard	Foam Filled, Non-marking
----------	--------------------------

Standard Features

- SkyGuard[®]
- 4-wheel Drive
- 4-wheel Steer
- 180° Hydraulic Platform Rotator
- Platform Console Machine Status Light Panel*
- AC Generator, Including AC Outlets to Platform
- 5° Tilt Alarm/Indicator Light
- Swing-out Engine Tray
- 12V-DC Auxiliary Power
- Hourmeter
- Improved Multi-function Controls
- Proportional Controls
- Interactive Display at Ground Controls
- Control ADE[®] System
- Lifting/Tie Down Lugs
- Horn
- 4-wheel Hydrostatic Drive
- Oscillating Axle
- Operator Tool Tray
- Inward Self-closing Swing Gate
- Engine Distress Warning/Shutdown – Selectable via JLG[®] Analyzer
- Flashing Amber Beacon
- Motion Alarm
- Gull Wing Hoods

*Provides indicator lights at platform control console for system distress, low fuel level, 5° tilt light and foot switch status.



Accessories & Options

- 0.91 x 1.83 m Platform
- 1/2-in. Air Line to Platform
- Light Package
- Platform Worklights
- Special Hydraulic Oils (consult factory)
- Mesh to Mid Rail
- Accessory Packages
 - SkyGlazier[®] Package
 - Nite Bright[®] Package
 - Pipe Rack

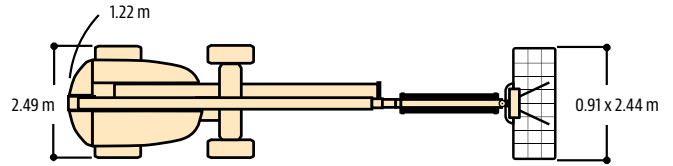
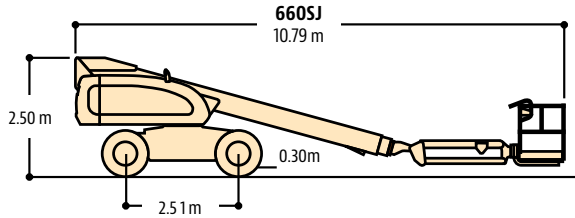
Note: Some options may increase lead time, and some option combinations may not be available.

660SJ

TELESCOPIC BOOM LIFT

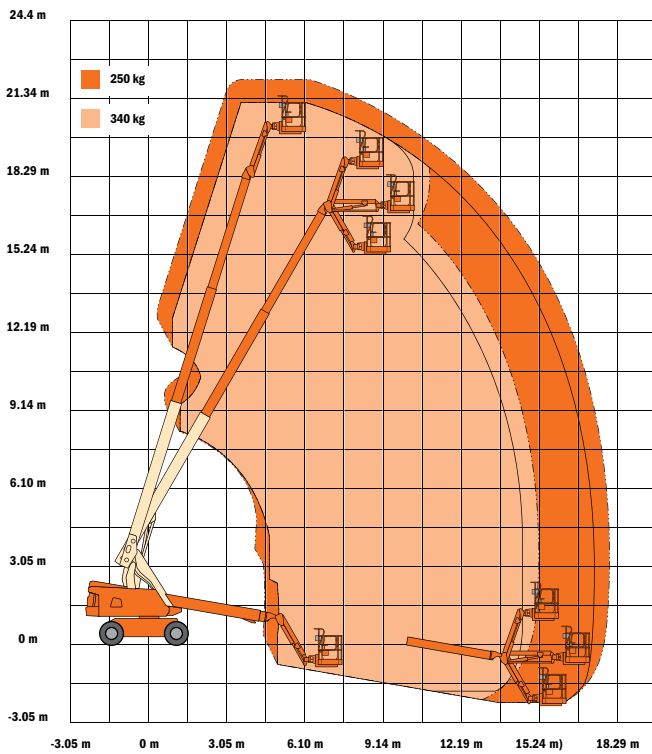
Dimensions

All dimensions are approximate.



Reach Dimensions

660SJ



The JLG "1 & 5" Warranty

JLG Industries, Inc. backs its products with its exclusive "1 & 5" Warranty. We provide coverage on all products for one (1) full year and cover all specified major structural components for five (5) years. Due to continuous product improvements, we reserve the right to make specification and/ or equipment changes without prior notification. This machine meets or exceeds AS/NZS 1418.10 2011 as originally manufactured for intended applications.