



Easy Load, Easy Lift!

**Powered Lifter!*

***With the Glass Cradle, the Super Lifter is ideal for the manipulation and installation of glass panels up to heights of 4 meters.**



Optional Glass Cradle



Optional Glass Cradle

- ◆ Safety Suction Pump, Diameter 200 mm (certified by TÜV and GS)
- ◆ Red line on plunger indicates vacuum seal.
- ◆ Designed for overhead and vertical installations and repairs, angle adjustment up to 90°.
- ◆ Two extension arms for glass panels up to 4 m.

Adjustable legs!



Standard Leg Configuration.



Flat Leg Configuration - For operating adjacent to a wall.



CA400 Stowed

Spec / Model	CA-400
Voltage	220V
Basic height	96 CM
Lifting height	396 CM
Load Capacity- Standard Platform	150 KG
Load Capacity- Optional Cradle	120 KG
Operate dimension	101 x 97CM
Machine weight	66 KG


**Specifications subject to change without notice.*



CA400 with optional Glass Cradle

Using the Standard Platform, the Super Lifter is a multi-purpose lifter for air conditioners, awnings, garage doors and more...

Standard Platform





CA400 with standard Platform

OPTIONAL ACCESSORY:

1. Out-trigger for Awning Installations.

2. Flat leg configuration for working adjacent to a wall.



Hand-Held Controller
 Variable speed with belt clip.

Emergency Stop Button
 Switches to manual operation.

Manual Operation
 For locations with no mains power.

Level
 Equipped to help ensure proper set up.

Small and Compact Lifter - only 96cm Loading Height!



CA400 Stowed



CA400 with optional Glass Cradle

1. **Compact and Manoeuvrable** - Loading height of only 96cm.
2. **Electric Motor** - Variable speed controller with long cable and belt clip
3. **Adjustable legs** - Use lifter on uneven surfaces and adjacent to walls.
4. **Level** - Ensure mast is vertical before operation.
5. **Telescoping Mast** - Compact, Strong and Light - made with robust, specially heat treated aluminium.
6. **Manual Controls** - If no mains power available, use cordless drill or handle to operate lifter.
7. **Emergency Stop Button** - Also safety interlock switch for manual control.
8. **Setup in 30 seconds** - No tools required.
9. **Overload Cut-Out** - Fitted with overload clutch for safety.
10. **Wheels for Mobility** - Fitted with 5" castors for easy transportation and manoeuvrability.
11. **Fine Positioning** - Align load precisely with variable speed controller.