



Performance & ease of use

- Outstanding rough terrain driving features: 4 wheel drive and steer, oscillating axle
- Up to 4 simultaneous, proportional movements
- Dual load capacity
230 kg - 450 kg
- 2 axis Jib rotation

Optimized serviceability

- Fully modular basket quick and easy to repair
- Easy access to all components
- Self-diagnosis tool integrated on the lower control box

Best safety feeling

- Haulotte Activ'Shield™ Bar
- Smooth and precise controls
- Strong, quick and manoeuvrable boom



AUSLIFT
EQUIPMENT

Haulotte 
GROUP



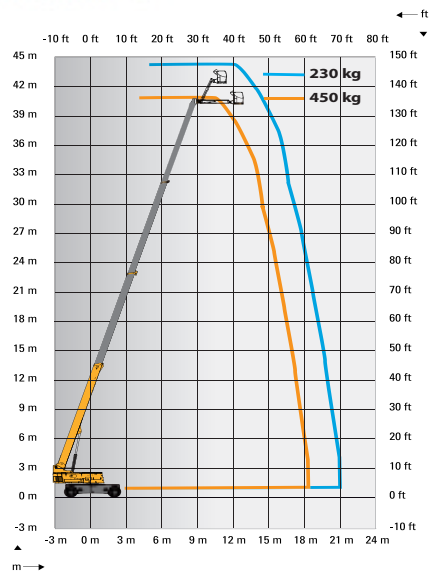
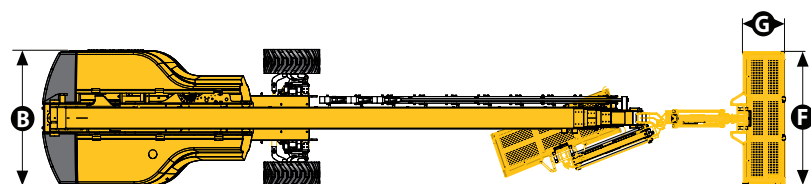
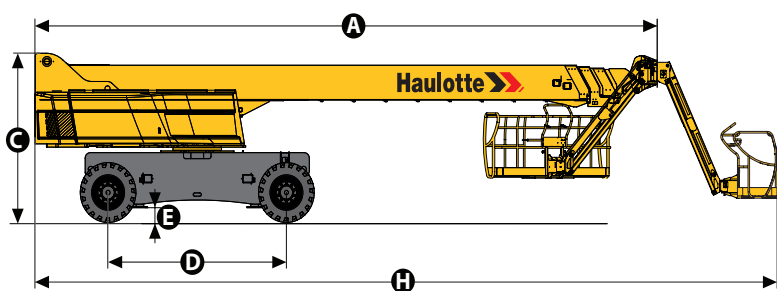
HT43 RTJ PRO

ROUGH TERRAIN TELESCOPIC BOOMS

TECHNICAL DATA

HT43 RTJ PRO

Working height	42.2 m
Platform height	40.2 m
Horizontal outreach	20.2 m
Lift capacity	230-450 kg
F x G Platform size	2.44 x 0.91 m
H Length - stowed	14.80 m
A Length - storage	12.30 m
B Width	2.5 m
Width - with extended axles	3.30 m
C Height - stowed	3.05 m
Horizontal jib rotation	150° (+75°/-75°)
Vertical jib rotation	140° (+70°/-70°)
Platform rotation	180° (+90°/-90°)
Turntable rotation	360° continuous
Tailswing	2.8 m
D Wheelbase	3.5 m
E Ground clearance	38 cm
Tilt	3°
Drive speed	0,3 - 5 km/h
Gradeability	40 %
Turning radius - outside	5.74 m
Tires - foam-filled	445/65-22.5
Engine	DEUTZ Stage IIIB / Tier4, 55 kW - 74 hp (Europe) - PERKINS Tier 3, 62,5 kW - 85 hp (Rest of the world + North America)
Weight	21 400 kg



STANDARD EQUIPMENT

- 4 wheel drive and steer
- Front oscillating axle increasing stability on uneven ground
- 2 extendables axles
- Differential wheel lock increasing rough terrain capacity
- Proportional controls enhancing comfort and safety
- 4 simultaneous movements for highest productivity
- Dual load capacity 230 kg/500 lbs (2 persons) - 450 kg/990 lbs (3 persons)
- Common modular large platform with drop bar entry gate
- Upper control box protection cover and tool tray in plastic ultra-solid
- Power to platform 110 V / 220 V
- Safe to use in winds up to 60km/h - 37mph
- Sound and light alarm for tilt and load
- Electric pump system and emergency descent
- 12 V battery / electrical control system
- Towing hooks
- Hourmeter
- Low fuel level indicator (upper control box)
- Engine pre-heater with light indicator
- Basket compensation +/-10°
- Travel alarm
- Driving beacon
- Enhanced Swing out engine tray for ease of maintenance
- Haulotte Activ'Shield™ Bar (for Europe)
- 2 axis jib rotation

OPTIONS AND ACCESSORIES

- On-board hydraulic 3.5 kW generator
- Hydraulic oil cooler
- Hydraulic oil in tank and circuit for warm countries
- Biodegradable hydraulic oil
- Automatic Overspeed Air Shutdown Valve (Electric one-way valve, flame arrester, spark arrester)
- Cold weather kit
- Air line to platform
- Cap with key for diesel tank
- 55 W Platform working light
- Glazier Pack
- Pipe cradle pack
- Lateral swing door gate
- Haulotte Activ'Shield™ Bar (outside Europe)
- Welder and Welder support