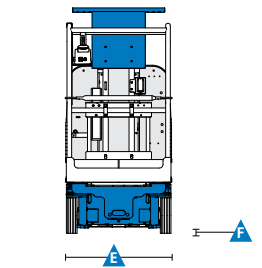
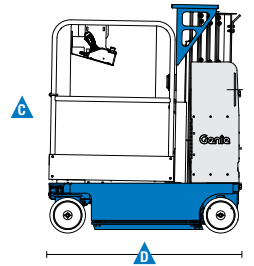
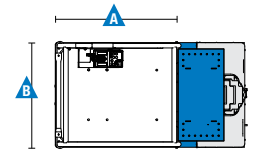


Specifications

MODEL	GR-15		GR-20	
Measurements	Metric	US	Metric	US
Working height*	6.47 m	20 ft 8 in	8.02 m	25 ft 9 in
Platform height	4.47 m	14 ft 8 in	6.02 m	19 ft 9 in
A B Platform dimensions (length x width)				
Standard with extension	1.40 m x 75 cm	55 x 29.5 in	1.40 m x 75 cm	55 x 29.5 in
A Height - stowed	1.57 m	5 ft 2 in	1.98 m	6 ft 6 in
- stowed with chain guard	-	-	2.05 m	6 ft 9 in
D Length - stowed	1.35 m	4 ft 5 in	1.35 m	4 ft 5 in
E Width	75 cm	2 ft 5.5 in	80 cm	2 ft 7.5 in
F Ground clearance - center	6.4 cm	2.5 in	6.4 cm	2.5 in



Productivity

Max platform occupancy (indoor/outdoor) ¹		1/-		
Lift capacity	227 kg	500 lbs	159 kg	350 lbs
Drive speed - stowed	4.0 km/h	2.5 mph	4.0 km/h	2.5 mph
Drive speed - raised	0.8 km/h	0.5 mph	0.8 km/h	0.5 mph
Gradeability**		30%		
Turning radius - inside		zero		
Turning radius - outside	1.32 m	4 ft 4 in	1.35 m	4 ft 5 in
Raise / lower speed	21 / 19 sec	21 / 19 sec	24 / 21 sec	24 / 21 sec
Controls		24V DC proportional		
Tyres - solid non-marking	25 x 8 x 20 cm	10 x 3 x 8 in	25 x 8 x 20 cm	10 x 3 x 8 in

Power

Power source		24V (four 6V 225 Ah batteries)		
Hydraulic system capacity	8.33 L	2.2 gal	8.33 L	2.2 gal

Sound & Vibration Levels

Sound pressure level (ground workstation)		<70 dBA		
Sound pressure level (platform workstation)		<70 dBA		
Vibration	<2.5 m/s ²	<98.4 in/s ²	<2.5 m/s ²	<98.4 in/s ²

Weight***

	1026 kg	2,261 lbs	1,148 kg	2,529 lbs
--	---------	-----------	----------	-----------

Standards Compliance

ANSI A92.6, CSA B354.2, CE Compliance, AS 1418.10

¹ Indoor use only.

* The metric equivalent of working height adds 2 m to platform height. U.S. adds 6 ft to platform height.

** Gradeability applies to driving on slopes. See operator's manual for details regarding slope rating.

*** Weight will vary depending on options and/or country standards.

Features

Standard Features

Measurements

GR-15

- 6.47 m (20 ft 8 in) working height
- 4.47 m (14 ft 8 in) platform height
- Up to 227 kg (500 lbs) lift capacity

GR-20

- 8.02 m (25 ft 9 in) working height
- 6.02 m (19 ft 9 in) platform height
- Up to 159 kg (350 lbs) lift capacity

Productivity

- Smart Link™ control system (joystick, proportional lift & 2 selectable proportional drive speeds, user-friendly diagnostics)
- Auxiliary platform lowering
- Low 39 cm (15.5 in) platform entry height
- Work station tray (GR-15 only)
- Patented rigid mast system
- Compact base 75 cm x 1.35 m (29.5 x 53 in) (GR-15 only)
- Ground clearance 6.4 cm (2.5 inches) (stowed)
- Battery charge indicator
- On-board diagnostic system
- Descent and tilt alarm
- Zero inside turning radius
- Dual wheel brakes
- Hydraulic brake release
- Pothole protection
- Hinged rear ABS covers for easy access to all major electrical and hydraulic components
- Tie down attachment points
- Overhead crane attachment point
- Large forklift pockets access
- Certified load sensor
- Dual flashing beacons
- Motion alarm
- Automotive-style horn
- Drive cutout while charging

Standard Features

Platform

- 1.40 m x 75 cm (55 x 29.5 in) platform with 51 cm (20 in) extension and sliding midrail

Power

- 24V (four 6V 225 Ah batteries) with automatic 25 amp battery charger

Tyres

- Non-marking solid

Options & Accessories

Productivity Options

- 240 V power to platform
- Biodegradable hydraulic oil

Power Options

- AGM maintenance-free batteries



Distributed by:

Auslift Equipment
2/2-4 Souffi Place
Dandenong South. Vic. 3175
Telephone: 03 9702 7977
Email: sales@auslift.com.au
Website: www.auslift.com.au