

Specifications

Model	AWP-20S		AWP-25S		AWP-30S	
Measurements	Metric	US	Metric	US	Metric	US
Working height*	8.12 m	26 ft 1 in	9.57 m	30 ft 10 in	11 m	35 ft 6 in
Platform height	6.12 m	20 ft 1 in	7.57 m	24 ft 10 in	9 m	29 ft 6 in
A Height - stowed (Standard)	1.98 m	6 ft 6 in	1.98 m	6 ft 6 in	1.98 m	6 ft 6 in
B tilted back** (Standard)	-	-	-	-	-	-
C Length - stowed (Standard)	1.24 m	4 ft 1 in	1.31 m	4 ft 3.5 in	1.35 m	4 ft 5 in
D tilted back**	-	-	-	-	-	-
E Width (Standard)	0.74 m	2 ft 5 in	0.74 m	2 ft 5 in	0.74 m	2 ft 5 in

Productivity

Lift capacity	159 kg	350 lbs	159 kg	350 lbs	159 kg	350 lbs
A A Outrigger footprint (l/w) (Standard)	1.55 x 1.35 m	5 ft 1 in x 4 ft 5 in	1.75 x 1.55 m	5 ft 9 in x 5 ft 1 in	1.93 x 1.73 m	6 ft 4 in x 5 ft 8 in
H Corner access*** (Standard)	0.38 m	1 ft 3 in	0.48 m	1 ft 7 in	0.56 m	1 ft 10 in
I I Wall access front/side (Standard)	0.15 x 0.33 m	6 in x 1 ft 1 in	0.18 x 0.43 m	7 in x 1 ft 5 in	0.20 x 0.53 m	8 in x 1 ft 9 in
Platform Dimensions: (l/w/h)						
Standard	0.69 x 0.66 x 1.14 m	27 x 26 x 44.75 in	0.69 x 0.66 x 1.14 m	27 x 26 x 44.75 in	0.69 x 0.66 x 1.14 m	27 x 26 x 44.75 in

Power

Power source - AC or DC models	12V DC / 240/50 Hz AC	12V DC / 240/50 Hz AC	12V DC / 240/50 Hz AC
--------------------------------	-----------------------	-----------------------	-----------------------

Weight***

AC models (Standard)	307 kg	677 lbs	330 kg	727 lbs	352 kg	777 lbs
DC models (Standard)	347 kg	766 lbs	371 kg	817 lbs	393 kg	867 lbs

Standards Compliance

ANSI A92.3, CSA B354.1, CE Compliance, AS 1418.10

Model	AWP-36S		AWP-40S	
Measurements	Metric	US	Metric	US
Working height*	13.10 m	42 ft 5 in	14.29 m	46 ft 4 in
Platform height	11.10 m	36 ft 5 in	12.29 m	40 ft 4 in
A Height - stowed (Standard)	2.78 m	9 ft 1.5 in	2.78 m	9 ft 1.5 in
B tilted back** (Standard)	1.92 m	6 ft 3.5 in	1.98 m	6 ft 6 in
C Length - stowed (Standard)	1.40 m	4 ft 7 in	1.42 m	4 ft 8 in
D tilted back**	2.97 m	9 ft 9 in	2.97 m	9 ft 9 in
E Width (Standard)	0.74 m	2 ft 5 in	0.74 m	2 ft 5 in

Productivity

Lift capacity	159 kg	350 lbs	136 kg	300 lbs
A A Outrigger footprint (l/w) (Standard)	2.12 x 1.91 m	6 ft 11 in x 6 ft 3 in	2.26 x 2.06 m	7 ft 5 in x 6 ft 9 in
H Corner access*** (Standard)	0.74 m	2 ft 5 in	0.79 m	2 ft 7 in
I I Wall access front/side (Standard)	0.36 x 0.64 m	1 ft 2 in x 2 ft 1 in	0.38 x 0.71 m	1 ft 3 in x 2 ft 4 in
Platform Dimensions: (l/w/h)				
Standard	0.69 x 0.66 x 1.14 m	27 x 26 x 44.75 in	0.69 x 0.66 x 1.14 m	27 x 26 x 44.75 in

Power

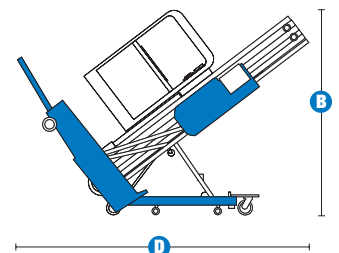
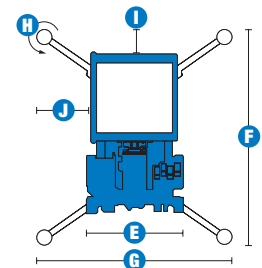
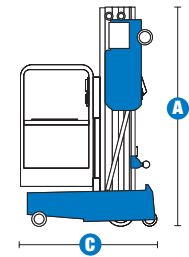
Power source - AC or DC models	12V DC / 240/50 Hz AC	12V DC / 240/50 Hz AC
--------------------------------	-----------------------	-----------------------

Weight***

AC models (Standard)	461 kg	1,017 lbs	472 kg	1,040 lbs
DC models (Standard)	502 kg	1,107 lbs	513 kg	1,130 lbs

Standards Compliance

ANSI A92.3, CSA B354.1, CE Compliance, AS 1418.10



* The metric equivalent of working height adds 2 m to platform height. U.S. adds 6 ft to platform height.

** Tilt back height with standard platform. For tilt back height with other platforms, please contact your sales representative.

*** Corner of platform top rail to corner of wall with ability to rotate leveling jack handle.

Features

Standard Features

Measurements

AWP™-20S

- 8.12 m (26 ft 1 in) working height
- 6.12 m (20 ft 1 in) platform height
- 0.74 m (2 ft 5 in) standard base width
- Up to 159 kg (350 lbs) lift capacity

AWP™-25S

- 9.57 m (30 ft 10 in) working height
- 7.57 m (24 ft 10 in) platform height
- 0.74 m (2 ft 5 in) standard base width
- Up to 159 kg (350 lbs) lift capacity

AWP™-30S

- 11.02 m (35 ft 6 in) working height
- 9.02 m (29 ft 6 in) platform height
- 0.74 m (2 ft 5 in) standard base width
- Up to 159 kg (350 lbs) lift capacity

AWP™-36S

- 13.10 m (42 ft 5 in) working height
- 11.10 m (36 ft 5 in) platform height
- 0.74 m (2 ft 5 in) standard base width
- Up to 159 kg (350 lbs) lift capacity

AWP™-40S

- 14.29 m (46 ft 4 in) working height
- 12.29 m (40 ft 4 in) platform height
- 0.74 m (2 ft 5 in) standard base width
- Up to 136 kg (300 lbs) lift capacity

Productivity

- Standard base
- Sliding mid-rail standard platform
- Auxiliary platform lowering
- Most rigid mast in the industry
- Rocker base system for manoeuvrability
- Tilt back frame (standard on AWP-36, -40)
- Easily rolls through standard doorways
- Dual activated up/down switch
- Small outrigger footprints
- Outrigger storage sockets
- Easy loading in utes
- Tie down attachment points
- Overhead crane attachment point
- Wide forklift pockets
- Rear access forklift pocket
- LED lights confirm proper set-up
- Operational warning light and descent alarm package

Power

- AC power 240 V / 500 Hz
- DC power 12V battery with worldwide automatic "smart" charging system

Options & Accessories

Productivity

- Gated standard platform
- Tool tray
- Fluorescent tube caddy
- Platform locating laser light
- AC power to platform

Power Option

- Air motor power 1.1 kW (1.5 hp) (AWP-30 only)



Distributed by:

Auslift Equipment
2/2-4 Souffi Place
Dandenong South, Vic. 3175
Telephone: 03 9702 7977
Email: sales@auslift.com.au
Website: www.auslift.com.au

AUSLIFT
EQUIPMENT

Effective Date: february, 2014. Product specifications and prices are subject to change without notice or obligation. The photographs and/or drawings in this document are for illustrative purposes only. Refer to the appropriate Operator's Manual for instructions on the proper use of this equipment. Failure to follow the appropriate Operator's Manual when using our equipment or to otherwise act irresponsibly may result in serious injury or death. The only warranty applicable to our equipment is the standard written warranty applicable to the particular product and sale and we make no other warranty, express or implied. Products and services listed may be trademarks, service marks or trade names of Terex Corporation and/or their subsidiaries in the USA and many other countries. Genie is a registered trademark of Terex South Dakota, Inc. © 2013 Terex Corporation.