



### Step 1

Fully insert **12 Inch Legs** into sockets on the bottom of the **Panel**




### Step 2

Insert **Internal Leg Connectors** into sockets on top of the **Panel**



### Step 3

Fully insert **24 Inch Legs** into sockets on the bottom of additional **Panel**

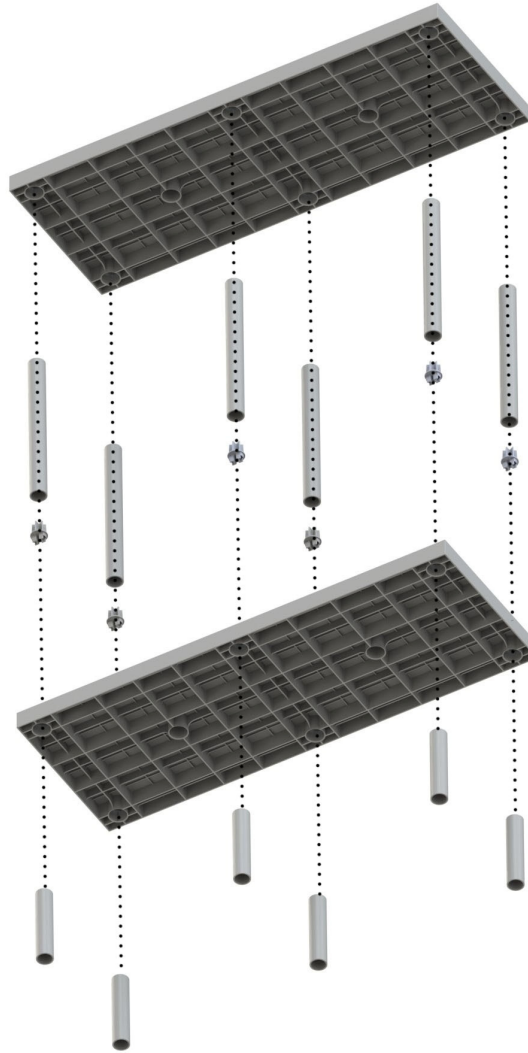


### Step 4

Place second level over first level, inserting **Internal Leg Connectors** into legs



### Exploded View



### Items List



Internal Leg Connector



12 Inch Leg



24 Inch Leg



Panel