



# FLOWZONE<sup>®</sup>

OPERATION GUIDE



**FZSAAG-2P**

**"STORM-PRO"**

2.5-GALLON BACKPACK  
LITHIUM-ION SPRAYER

# !! ATTENTION !!

---

Please read the following information carefully. Failure to follow instructions or improper use could lead to explosive failure causing serious injuries.

After using sprayer with chemicals, it is important to spray with fresh water for 3-5 minutes to ensure residual chemicals in the gun, wand, tank, pump, and hose are cleaned out. This will extend the life of your sprayer. Never leave chemicals or solutions sitting in your sprayer after using.

Do not store your sprayer in extremely high temperatures. Heat can lead to the build-up of pressure within the sprayer, resulting in a possible explosion. If there is pressure in the pump, do not try to remove it with tools. Do not try to make modifications to the sprayer. Always use FlowZone branded replacement parts from the manufacturer.

Never spray flammable, caustic, acidic, chlorine, bleach or other corrosive solutions or heat, pressure, or gas producing chemicals. Always read and follow chemical manufacturer's instructions before use with this sprayer as some chemicals may be hazardous when used with this sprayer.

## WARNING

This product contains chemicals, including lead, known to the state of California to cause birth defects and other reproductive harm.

## NOTES

1. The sprayer may have residual water in it due to quality testing performed on it.
2. Some parts may be found inside the tank when first assembling the sprayer. Please make sure to remove the parts before attempting to assemble or use the sprayer for the first time.





**LET'S  
GET  
SPRAYING!**

---

You have chosen one of the leading battery-powered, multi-purpose sprayers available today!

This sprayer can be used as a backpack sprayer to spray any number of solutions and solvents for both home and professional use. Please read and follow this manual carefully to ensure that you get the most out of your new sprayer.

If you need assistance with the assembly or operation of your sprayer, please don't hesitate to contact WESSOL via the support methods below:

[www.fzspray.com](http://www.fzspray.com)

[spraysquad@fzspray.com](mailto:spraysquad@fzspray.com)

+1 803.339.2500

**1.**

## SPECIFICATIONS

sprayer capabilities and specifications

**2.**

## INSIDE

what's included in the box

**3.**

## SET UP

assembling as a backpack sprayer

**4.**

## SPRAYING

getting started with your new sprayer

**5.**

## AFTERCARE

proper cleaning and storage instructions



**6.**

## WARNINGS

important considerations to follow

**7.**

## TROUBLESHOOTING

resolving common issues

**8.**

## PARTS

upgrades and commonly replaced parts

**9.**

## WARRANTY

WESSOL limited warranty

# CONTENTS



# WHAT IS YOUR SPRAYER CAPABLE OF?

This FlowZone sprayer is a highly efficient sprayer that is suitable for spraying many kinds of water-soluble chemicals.

This includes fertilizers, pesticides, cleaning products, etc. Never operate the sprayer with strong acids, strong bases, or flammable liquids. Powered by a 18V lithium-ion battery, this sprayer results in up to 5x more efficiency than a manual sprayer. This sprayer can be operated continuously for up to 2 hours and spray more than 57 gallons per battery charge at a distance of 25 feet.



FlowZone® FZSAAG-2 Specifications			
Model Number	FZSAAG-2	Pump Type	Diaphragm - Std Pressure
Battery Type	Lithium-ion	Spray Time	3 hours
Battery Voltage	18V	Pressure	45 or 60 psi
Battery Capacity	2600mAH	Spray Distance	>25 feet
Battery Charging Time	2 hours	Tank Capacity	2.5 gallons
Battery Cycle Life	1000 cycles	Flow Rate	0.32 gal/min
Battery Charger	21V/1A	Pump Life	1000 hours

**WARNING**

THIS PRODUCT IS DESIGNED TO APPLY CHEMICALS THAT MAY BE HARMFUL AND COULD CAUSE SERIOUS PERSONAL INJURY IF INHALED OR BROUGHT INTO CONTACT WITH THE USER. FAILURE TO READ AND FOLLOW OPERATION GUIDE BEFORE USE AND/OR MISUSE OF THIS PRODUCT COULD RESULT IN INJURY.



# WHAT'S IN THE BOX?

- 1. TANK LID
- 2. 2.5 GALLON TANK
- 3. FILTER
- 4. TOP & BOTTOM HOLSTER
- 5. BACKPACK STRAPS
- 6. HIGH PRESSURE SPRAY WAND
- 7. VINYL HOSE
- 8. SPRAY GUN
- 9. 18V/2.6A LITHIUM-ION BATTERY
- 10. 21V/1A BATTERY CHARGER
- 11. ADJUSTABLE SPRAY NOZZLE
- 12. JET NOZZLE
- 13. FAN NOZZLE

# STEP 1.

## Set up backpack sprayer:

**1.**

Remove the nuts and bolts, holsters, and nozzles from liquid intake filter.

**2.**

Attach wand holster to tank and tighten with the nuts and bolts.

**3.**

Attach backpack straps to strap loops on the tank.



**4.**

Attach the high pressure spray wand to the spray gun by pulling down on quick-connect collar and inserting the wand.

**5.**

Place wand and nozzles in holster until ready to spray.

Proceed to Step 2.



# STEP 2.

## Preparing to spray:

1.

Fully charge the battery prior to first operation.

**NOTE:** The flashing light on charger indicates that battery is charging and once it turns green, the battery is fully charged.

2.

Fill the tank with pre-prepared liquid through the intake filter and securely tighten the tank cap.

**NOTE:** Always mix liquid solution in a separate container.

3.

Determine which nozzle is right for the job & connect to spray wand by pulling down on quick-connect and inserting nozzle.

**a) Adjustable nozzle** = ranges from jet stream to conical stream

**b) Fan nozzle** = flat 25° stream

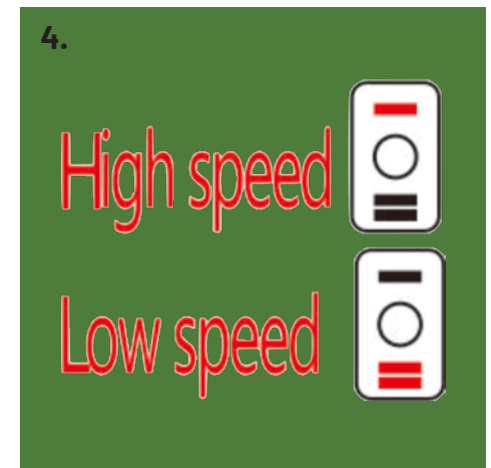
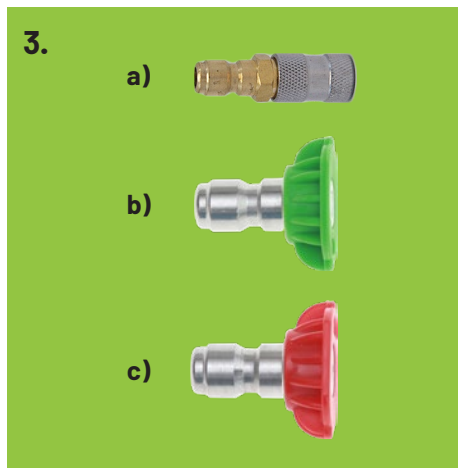
**c) Jet nozzle** = narrow stream

4.

Turn pump on by flipping switch on side of unit. Flipping switch to "I" will activate pump at 60 psi. Position, "II" will activate at 45 psi.

5.

Begin spraying by squeezing spray trigger.





# STEP 3.

After you finish spraying:

**1.**

Rinse out the solution with water and spray water through the sprayer for 3-5 minutes to completely rid the tank of the chemicals.

**NOTE:** Many spray materials will harden if left in the sprayer and clog the nozzle or hose. Never use gasoline to clean out the sprayer.

**2.**

Disconnect the wand from the trigger and let the hose hang down towards the ground in order to drain the hose of any liquid.

**3.**

Dry sprayer tank.

**4.**

Clean the nozzle.

**5.**

Store the sprayer in a clean, empty, and shaded location protected from extreme heat or frost.

**6.**

For long-term storage, regular discharging and charging of the battery is required (at intervals of every 2 weeks, every month, or every two months) to maximize battery life.



# IMPORTANT CONSIDERATIONS

After long periods of time without use, the battery may have a low voltage and will require extended charging.

Always wear protective clothing, respirator, gloves, eye protection, etc. when using chemicals.

Never spray chemicals against the wind, towards humans, animals, or food.

Do not operate sprayer in temperatures lower than 32°F.

Never operate with strong acids, strong bases, or flammable liquids.


Never fill the sprayer with hot liquids (max temp. = 176°F) or gasoline.

Do not dispose of lithium-ion battery with household waste; recycle where facilities exist.

The sprayer is susceptible to water damage if left in wet conditions. Always store it in a cool, dry place.

Always use FlowZone® original replacement parts.

Do not leave the sprayer in reach of children or persons not qualified to handle it in a proper fashion.



# TROUBLESHOOTING YOUR SPRAYER

PROBLEM	POSSIBLE REASON(S)	SOLUTION
Sprayer does not turn on.	Battery is not charged.	Charge battery.
Leaks from tank area.	Input and/or output hose(s) have a loose connection with the pump.	Call our customer support agents at +1 (803) 339-2500 for a proper diagnosis and replacements if applicable.
Leaks from gun/nozzle area.	Loose / damaged / broken seal(s)	Inspect all seals and replace if necessary. Contact FlowZone® at +1 (803) 339-2500 for replacement part.
Clogged pump / hose / gun / wand / nozzle.	Not rinsing tank / pump / hose / gun / nozzle(s) with cleaning solution or water after use.	Rinse sprayer thoroughly with warm, soapy water after each use.
Random part breaks.	Wear and tear.	Contact FlowZone® at +1 (803) 339-2500 for replacement parts (see next page).





# ACCESSORY & REPLACEMENT PARTS




SKU	PRODUCT NAME
FZRAED	Backpack straps
FZRAEJ	Top holster
FZRAEK	Bottom holster
FZRAEF	5' tank-to-trigger connection hose
FZRAEW	Inlet filter
FZRAEH	Tank lid
FZAAEP	21V/1A charger
FZRAECM	Pump inlet filter
FZRAEBV	Quick-connect spray gun
FZAAEC	Garden hose adapter
FZAAEN	18V/2.6A battery
FZAAAQ	Quick-connect 25° fan nozzle
FZAAAP	Quick-connect jet nozzle
FZRAEBX	Standard pressure pump
FZAAAR	Quick-connect adjustable cone nozzle
FZRAAS	High pressure spray wand









**FLOWZONE®  
LIMITED  
WARRANTY**



---

WESSOL, LLC warrants to the original purchaser that the product will function as intended by the operating instructions for a period of 1 year from the date of purchase. WESSOL, LLC only warrants products purchased from authorized distributors. Products purchased from unauthorized resellers or distributors are not subject to warranty services.

If the product fails to function as intended, DO NOT RETURN TO STORE; call our customer support hotline at **+1(803) 339-2500**, fill out the form at [fzspray.com/warranty-claims](https://fzspray.com/warranty-claims), or email [warranty@wessol.com](mailto:warranty@wessol.com).

The limited warranty does not cover damages resulting from transportation, storage, accident, improper use, neglect, alterations, normal wear, or operation not in accordance with the instruction manual. At our discretion, we will opt to repair or replace any non-functioning or damaged parts or products without charges except for shipping and handling costs. WESSOL, LLC reserves the right to require the return of the defective product with the proof of purchase to establish a claim under this warranty. The warranty period is not extended if we repair or replace the product.

ANY IMPLIED WARRANTIES, INCLUDING THE IMPLIED WARRANTY OF MERCHANTABILITY AND FITNESS FOR CONSUMER USE, ARE LIMITED TO THE DURATION SPECIFIED ABOVE. WESSOL, LLC'S LIABILITY IS LIMITED SOLELY TO THE REPAIR OR REPLACEMENT OF THE NON-FUNCTIONING PRODUCT OR PART. WESSOL, LLC EXCLUDES LIABILITY UNDER THIS WARRANTY FOR ANY AND ALL INCIDENTAL AND CONSEQUENTIAL LOSS OR DAMAGE.

In no event shall WESSOL, LLC be liable for any incidental, special, consequential or punitive damages, or for any costs, attorney fees, expenses, losses or delays alleged to be as a consequence of any damage to, failure of, or defect in any product including, but not limited to, any claims for loss of profits.

Some states do not allow limitations on how long an implied warranty lasts, or the exclusion or limitation of incidental or consequential damages, so these limitations or exclusions may not apply to you. This warranty gives you specific legal rights and you may have other rights which vary from state to state.

To register your sprayer, visit:  
[www.fzspray.com/register](https://www.fzspray.com/register)



# *FLOWZONE*<sup>®</sup>

fzspray.com  
+1(803)339-2500  
spraysquad@fzspray.com

**WESSOL, LLC**

6420 Rea Rd. Suite A1-104  
Charlotte, NC 28277

