

1000mg CBC Tincture Peppermint

 Sample ID: SA-220523-9419
 Batch:
 Type: In-Process Materials
 Matrix: Oil / Liquid - MCT Oil
 Unit Mass (g):

 Received: 05/25/2022
 Completed: 06/20/2022

Client
 Elyxr
 330 Wall St #1
 Los Angeles, CA 90013
 USA


Summary

Test	Date Tested	Status
Cannabinoids	06/03/2022	Tested
Foreign Matter	06/06/2022	Tested
Heavy Metals	06/07/2022	Tested
Microbials	06/07/2022	Tested
Mycotoxins	06/10/2022	Tested
Pesticides	06/10/2022	Tested
Residual Solvents	06/14/2022	Tested
Terpenes	06/20/2022	Tested

0.0350 mg/mL Total Δ9-THC	33.4 mg/mL CBC	34.0 mg/mL Total Cannabinoids	Not Tested Moisture Content	Not Detected Foreign Matter	Yes Internal Standard Normalization
-------------------------------------	--------------------------	---	---------------------------------------	---------------------------------------	---

Cannabinoids by HPLC-PDA, LC-MS/MS, and/or GC-MS/MS

Analyte	LOD (mg/mL)	LOQ (mg/mL)	Result (mg/mL)	Result (%)	Result (mg/unit)
CBC	0.00095	0.00284	33.358	3.54	1000
CBCA	0.00181	0.00543	ND	ND	ND
CBCV	0.0006	0.0018	ND	ND	ND
CBD	0.00081	0.00242	0.048	0.00509	1.44
CBDA	0.00043	0.0013	ND	ND	ND
CBDV	0.00061	0.00182	ND	ND	ND
CBDVA	0.00021	0.00063	ND	ND	ND
CBG	0.00057	0.00172	0.022	0.00233	0.660
CBGA	0.00049	0.00147	ND	ND	ND
CBL	0.00112	0.00335	0.158	0.0168	4.74
CBLA	0.00124	0.00371	ND	ND	ND
CBN	0.00056	0.00169	ND	ND	ND
CBNA	0.0006	0.00181	ND	ND	ND
CBT	0.0018	0.0054	0.336	0.0356	10.1
Δ8-THC	0.00104	0.00312	0.026	0.00276	0.780
Δ9-THC	0.00076	0.00227	0.035	0.00371	1.05
Δ9-THCA	0.00084	0.00251	ND	ND	ND
Δ9-THCV	0.00069	0.00206	ND	ND	ND
Δ9-THCVA	0.00062	0.00186	ND	ND	ND
Δ9-cis-THC	0.00099	0.003	ND	ND	ND
Total Δ9-THC			0.0350	0.00371	1.05
Total CBD			0.0480	0.00509	1.44
Total			34.0	3.60	1020

ND = Not Detected; NT = Not Tested; LOD = Limit of Detection; LOQ = Limit of Quantitation; RL = Reporting Limit; Δ = Delta; Total Δ9-THC = Δ9-THCA * 0.877 + Δ9-THC; Total CBD = CBDA * 0.877 + CBD;



 Generated By: Ryan Bellone
 Commercial Director
 Date: 06/20/2022



 Tested By: Jared Burkhart
 Technical Manager
 Date: 06/03/2022

 ISO/IEC 17025:2017 Accredited
 Accreditation #108651


1000mg CBC Tincture Peppermint

 Sample ID: SA-220523-9419
 Batch:
 Type: In-Process Materials
 Matrix: Oil / Liquid - MCT Oil
 Unit Mass (g):

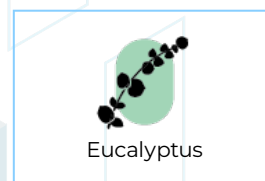




 Received: 05/25/2022
 Completed: 06/20/2022

Client
 Elyxr
 330 Wall St #1
 Los Angeles, CA 90013
 USA

Terpenes by HS-GC-MS/MS

Analyte	LOD (%)	LOQ (%)	Result (%)	Analyte	LOD (%)	LOQ (%)	Result (%)
α-Bisabolol	0.00100	0.00500	ND	Limonene	0.001	0.005	0.067558
(+)-Borneol	0.00100	0.00500	ND	Linalool	0.001	0.005	ND
Camphene	0.00100	0.00500	ND	β-myrcene	0.001	0.005	0.01015
Camphor	0.00100	0.00500	ND	Nerol	0.001	0.005	ND
3-Carene	0.00100	0.00500	ND	cis-Nerolidol	0.001	0.005	ND
β-Caryophyllene	0.00100	0.00500	ND	trans-Nerolidol	0.001	0.005	ND
Caryophyllene Oxide	0.00100	0.00500	ND	Ocimene	0.001	0.005	ND
α-Cedrene	0.00100	0.00500	ND	α-Phellandrene	0.001	0.005	ND
Cedrol	0.00100	0.00500	ND	α-Pinene	0.001	0.005	<LOQ
Eucalyptol	0.00100	0.00500	0.009543	β-Pinene	0.001	0.005	<LOQ
Fenchone	0.00100	0.00500	ND	Pulegone	0.001	0.005	ND
Fenchyl Alcohol	0.00100	0.00500	ND	Sabinene	0.001	0.005	<LOQ
Geraniol	0.00100	0.00500	ND	Sabinene Hydrate	0.001	0.005	0.007511
Geranyl Acetate	0.00100	0.00500	ND	α-Terpinene	0.001	0.005	<LOQ
Guaiol	0.00100	0.00500	ND	γ-Terpinene	0.001	0.005	<LOQ
Hexadhydrothymol	0.00100	0.00500	ND	α-Terpineol	0.001	0.005	ND
α-Humulene	0.00100	0.00500	ND	γ-Terpineol	0.001	0.005	ND
Isoborneol	0.00100	0.00500	ND	Terpinolene	0.001	0.005	ND
Isopulegol	0.00100	0.00500	ND	Total Terpenes (%)			0.108

ND = Not Detected; NT = Not Tested; LOD = Limit of Detection; LOQ = Limit of Quantitation; P = Pass; F = Fail; RL = Reporting Limit




 Generated By: Ryan Bellone
 Commercial Director
 Date: 06/20/2022



 Tested By: Scott Caudill
 Senior Scientist
 Date: 06/20/2022


1000mg CBC Tincture Peppermint

 Sample ID: SA-220523-9419
 Batch:
 Type: In-Process Materials
 Matrix: Oil / Liquid - MCT Oil
 Unit Mass (g):

 Received: 05/25/2022
 Completed: 06/20/2022

Client
 Elyxr
 330 Wall St #1
 Los Angeles, CA 90013
 USA

Heavy Metals by ICP-MS

Analyte	LOD (ppb)	LOQ (ppb)	Result (ppb)
Arsenic	2	20	ND
Cadmium	1	20	ND
Lead	2	20	ND
Mercury	12	50	ND

ND = Not Detected; NT = Not Tested; LOD = Limit of Detection; LOQ = Limit of Quantitation; P = Pass; F = Fail; RL = Reporting Limit



 Generated By: Ryan Bellone
 Commercial Director
 Date: 06/20/2022



 Tested By: Nicholas Howard
 Scientist
 Date: 06/07/2022


1000mg CBC Tincture Peppermint

Sample ID: SA-220523-9419
 Batch:
 Type: In-Process Materials
 Matrix: Oil / Liquid - MCT Oil
 Unit Mass (g):

Received: 05/25/2022
 Completed: 06/20/2022

Client
 Elyxr
 330 Wall St #1
 Los Angeles, CA 90013
 USA

Pesticides by LC-MS/MS and GC-MS/MS

Analyte	LOD (ppb)	LOQ (ppb)	Result (ppb)	Analyte	LOD (ppb)	LOQ (ppb)	Result (ppb)
Acephate	30	100	ND	Hexythiazox	30	100	ND
Acetamiprid	30	100	ND	Imazalil	30	100	ND
Aldicarb	30	100	ND	Imidacloprid	30	100	ND
Azoxystrobin	30	100	ND	Kresoxim methyl	30	100	ND
Bifenazate	30	100	ND	Malathion	30	100	ND
Bifenthrin	30	100	ND	Metalaxyl	30	100	ND
Boscalid	30	100	ND	Methiocarb	30	100	ND
Carbaryl	30	100	ND	Methomyl	30	100	ND
Carbofuran	30	100	ND	Mevinphos	30	100	ND
Chloranthraniliprole	30	100	ND	Myclobutanil	30	100	ND
Chlorfenapyr	30	100	ND	Naled	30	100	ND
Chlorpyrifos	30	100	ND	Oxamyl	30	100	ND
Clofentezine	30	100	ND	Paclobutrazol	30	100	ND
Coumaphos	30	100	ND	Permethrin	30	100	ND
Daminozide	30	100	ND	Phosmet	30	100	ND
Diazinon	30	100	ND	Piperonyl Butoxide	30	100	ND
Dichlorvos	30	100	ND	Prallethrin	30	100	ND
Dimethoate	30	100	ND	Propiconazole	30	100	ND
Dimethomorph	30	100	ND	Propoxur	30	100	ND
Ethoprophos	30	100	ND	Pyrethrins	30	100	ND
Etofenprox	30	100	ND	Pyridaben	30	100	ND
Etoxazole	30	100	ND	Spinetoram	30	100	ND
Fenhexamid	30	100	ND	Spinosad	30	100	ND
Fenoxycarb	30	100	ND	Spiromesifen	30	100	ND
Fenpyroximate	30	100	ND	Spirotetramat	30	100	ND
Fipronil	30	100	ND	Spiroxamine	30	100	ND
Fonicamid	30	100	ND	Tebuconazole	30	100	ND
Fludioxonil	30	100	ND	Thiacloprid	30	100	ND
				Thiamethoxam	30	100	ND
				Trifloxystrobin	30	100	ND

ND = Not Detected; NT = Not Tested; LOD = Limit of Detection; LOQ = Limit of Quantitation; P = Pass; F = Fail; RL = Reporting Limit



Generated By: Ryan Bellone
 Commercial Director
 Date: 06/20/2022



Tested By: Jared Burkhart
 Technical Manager
 Date: 06/10/2022



1000mg CBC Tincture Peppermint

 Sample ID: SA-220523-9419
 Batch:
 Type: In-Process Materials
 Matrix: Oil / Liquid - MCT Oil
 Unit Mass (g):

 Received: 05/25/2022
 Completed: 06/20/2022

Client
 Elyxr
 330 Wall St #1
 Los Angeles, CA 90013
 USA

Mycotoxins by LC-MS/MS

Analyte	LOD (ppb)	LOQ (ppb)	Result (ppb)
B1	1	5	ND
B2	1	5	ND
G1	1	5	ND
G2	1	5	ND
Ochratoxin A	1	5	ND

ND = Not Detected; NT = Not Tested; LOD = Limit of Detection; LOQ = Limit of Quantitation; P = Pass; F = Fail; RL = Reporting Limit



 Generated By: Ryan Bellone
 Commercial Director
 Date: 06/20/2022



 Tested By: Jared Burkhart
 Technical Manager
 Date: 06/10/2022


1000mg CBC Tincture Peppermint

 Sample ID: SA-220523-9419
 Batch:
 Type: In-Process Materials
 Matrix: Oil / Liquid - MCT Oil
 Unit Mass (g):

 Received: 05/25/2022
 Completed: 06/20/2022

Client
 Elyxr
 330 Wall St #1
 Los Angeles, CA 90013
 USA

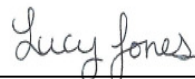
Microbials by PCR and Plating

Analyte	LOD (CFU/g)	Result (CFU/g)	Result (Qualitative)
Coliforms	1	ND	
Aerobic Bacteria	1	ND	
E.coli/Coliforms			Not Detected per 1 gram
Salmonella			Not Detected per 1 gram

ND = Not Detected; NT = Not Tested; LOD = Limit of Detection; LOQ = Limit of Quantitation; CFU = Colony Forming Units; P = Pass; F = Fail; RL = Reporting Limit



 Generated By: Ryan Bellone
 Commercial Director
 Date: 06/20/2022



 Tested By: Lucy Jones
 Senior Laboratory Technician
 Date: 06/07/2022


1000mg CBC Tincture Peppermint

 Sample ID: SA-220523-9419
 Batch:
 Type: In-Process Materials
 Matrix: Oil / Liquid - MCT Oil
 Unit Mass (g):

 Received: 05/25/2022
 Completed: 06/20/2022

Client
 Elyxr
 330 Wall St #1
 Los Angeles, CA 90013
 USA

Residual Solvents by HS-GC-MS/MS

Analyte	LOD (ppm)	LOQ (ppm)	Result (ppm)	Analyte	LOD (ppm)	LOQ (ppm)	Result (ppm)
Acetone	167	500	ND	Ethylene Glycol	21	62	ND
Acetonitrile	14	41	ND	Ethylene Oxide	0.5	1	ND
Benzene	0.5	1	ND	Heptane	167	500	ND
Butane	167	500	ND	n-Hexane	10	29	ND
1-Butanol	167	500	ND	Isobutane	167	500	ND
2-Butanol	167	500	ND	Isopropyl Acetate	167	500	ND
2-Butanone	167	500	ND	Isopropyl Alcohol	167	500	ND
Chloroform	2	6	ND	Isopropylbenzene	167	500	ND
Cyclohexane	129	388	ND	Methanol	100	300	ND
1,2-Dichloroethane	0.5	1	ND	2-Methylbutane	10	29	ND
1,2-Dimethoxyethane	4	10	ND	Methylene Chloride	20	60	ND
Dimethyl Sulfoxide	167	500	ND	2-Methylpentane	10	29	ND
N,N-Dimethylacetamide	37	109	ND	3-Methylpentane	10	29	ND
2,2-Dimethylbutane	10	29	ND	n-Pentane	167	500	ND
2,3-Dimethylbutane	10	29	ND	1-Pentanol	167	500	ND
N,N-Dimethylformamide	30	88	ND	n-Propane	167	500	ND
2,2-Dimethylpropane	167	500	ND	1-Propanol	167	500	ND
1,4-Dioxane	13	38	ND	Pyridine	7	20	ND
Ethanol	167	500	ND	Tetrahydrofuran	24	72	ND
2-Ethoxyethanol	6	16	ND	Toluene	30	89	ND
Ethyl Acetate	167	500	ND	Trichloroethylene	3	8	ND
Ethyl Ether	167	500	ND	Tetramethylene Sulfone	6	16	ND
Ethylbenzene	3	7	ND	Xylenes (o-, m-, and p-)	73	217	ND

ND = Not Detected; NT = Not Tested; LOD = Limit of Detection; LOQ = Limit of Quantitation; P = Pass; F = Fail; RL = Reporting Limit



 Generated By: Ryan Bellone
 Commercial Director
 Date: 06/20/2022



 Tested By: Scott Caudill
 Senior Scientist
 Date: 06/14/2022
