

The logo consists of the letters 'SO' stacked above 'FX'. The 'S' and 'O' are connected at the top, and the 'F' and 'X' are connected at the bottom. The letters are black with a white outline and a slight drop shadow.

SO
FX

The word 'AURRAS' is written in a large, bold, black, stylized font with a white outline. The letters are blocky and have a slight shadow effect.

AURRAS

The words 'OPTICAL VIBRAPHASE' are written in a bold, black, sans-serif font with a white outline. The text is contained within a black rectangular bar.


OPTICAL VIBRAPHASE

ABOUT AURRAS OPTICAL VIBRAPHASE

Named after the goddess of sound, the **Aurras Optical Vibraphase** meets the legacy of its predecessor, the Athena, in a harmonious blend of legendary, vintage Uni-Vibe textures and innovative, modern prowess.

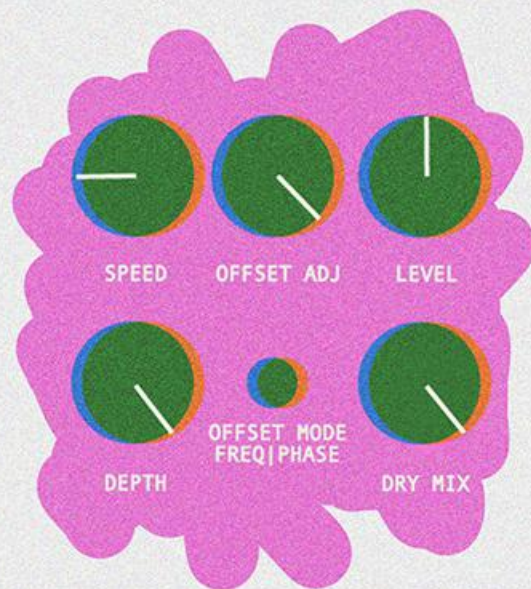
Aurras is a **2-stage asymmetric phase shifter** built around a pair of selected and individually controlled **opto-isolators**, which offer a clearer signal with minimal distortion while simultaneously isolating the audio path from any possible LFO interference.

The **dual LFO setup**, powered by a **microprocessor**, provides limitless sonic flexibility. Drawing inspiration from albums such as the "*Band Of Gypsies*" or the "*Dark Side Of The Moon*," the Aurras delivers the lush modulation and heavy pulse that have shaped Rock & Roll history.



COMPREHENSIVE. TONE-SHAPING CONTROLS

With its dual LFOs, expression pedal input, adjustable **DRY MIX** control and **OFFSET MODES**, in addition to the more common **SPEED**, **DEPTH**, and **LEVEL** knobs, Aurras transcends eras with a rich tapestry of intriguing lush, liquid soundscapes.



ANALOG HEART | DIGITAL BRAIN

While the Aurras features a 100% analog audio path from input to output, it takes advantage of precise digital controls, offering soft-touch relay-based true bypass switching, on-board tap tempo and speed ramping.

Set your effect speed with the **SPEED** knob, expression pedal, tap tempo, or by using the **RAMP** function. You can ramp up your LFO speed by simply holding down the **TAP TEMPO** footswitch, which will automatically ramp up to double your speed. You can ramp down your LFO speed by simply holding down the **BYPASS** footswitch. This will automatically decrease your speed to half. Repeat this process as many times as you'd like to achieve the desired speed.

LET'S TALK ABOUT THE LFO OFFSET

Aurras runs on a pair of opto-isolators, each operating on an independent LFO. While most phaser or modulation pedals use a single LFO to create their effect, independent LFOs can open a new array of effects by offsetting their symmetry.

The **OFFSET ADJ** knob and **OFFSET MODE FREQ|PHASE** switch work in tandem. For a more conventional effect, turn the **OFFSET ADJ** mode fully counterclockwise, allowing both LFOs to be in sync with no offset.

The **FREQUENCY OFFSET** adds rhythmic patterns by slowing down the second LFO, while the **PHASE OFFSET** fine-tunes the throb by introducing asymmetry between the LFOs.

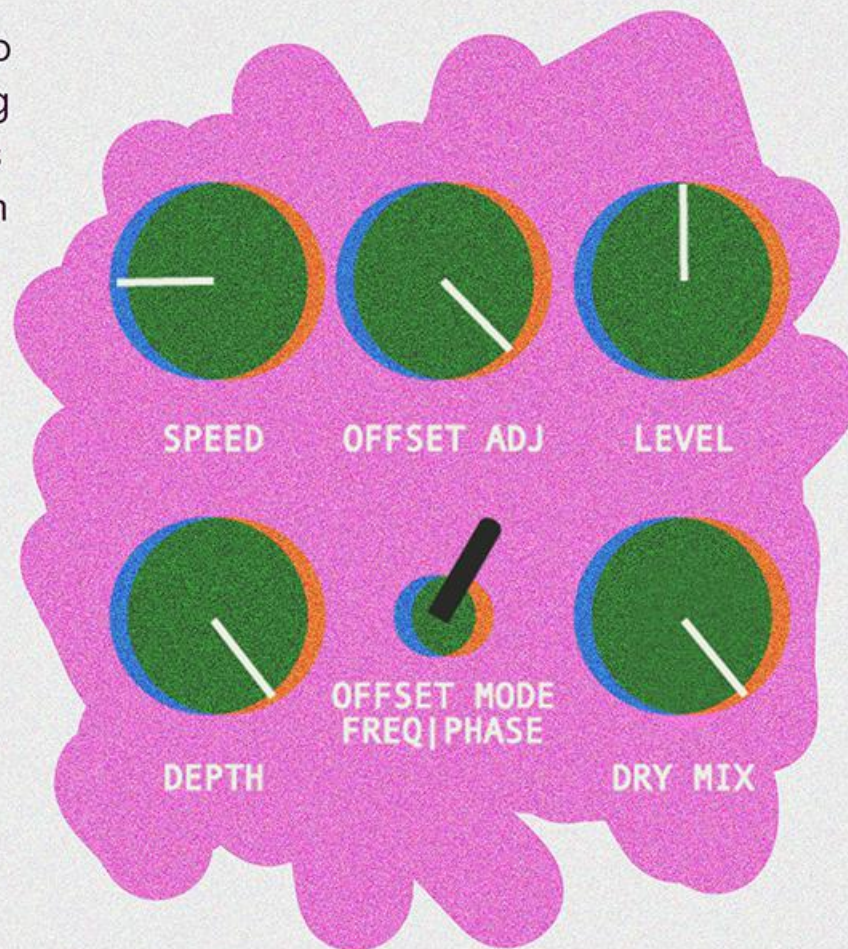


LET'S TALK ABOUT THE LFO OFFSET

With the OFFSET MODE FREQ|PHASE switched to the left, the OFFSET ADJ knob changes the phase of the LFOs, increasing the space between the phase stages. This translates into a deeper, swirling tone with an almost zero effect at heavier settings.

With the OFFSET MODE FREQ|PHASE switched to the right, the OFFSET ADJ knob decreases the frequency or the speed of the first phase stage versus the second stage.

As the speed of the two LFOs differs, interesting rhythmic patterns can be achieved within the phaser.



CONTROLS AND FEATURES

SPEED: Sets the LFO's speed between 0.1-10Hz. The speed can also be manipulated by using an expression pedal.

DEPTH: This knob adjusts the size of the sweep. When set fully *counter-clockwise*, the Aurras enters into **Manual Mode**, where the phase can be swept with the **SPEED** knob. In Manual Mode, you can either set it and forget it, using the Aurras as a fixed filter *or* plug in an expression pedal for wah-like effects. Remember to adjust your **DRY MIX** to find the perfect resonance or intensity.

LEVEL: Sets the overall output level of the effect.

DRY MIX: Sets the amount of dry signal mixed in.
◀▶ **Reducing** the dry mix creates a vibrato effect.
◀▶ **Increasing** the dry mix creates a deeper phasing/Uni-Vibe sound.

CONTROLS AND FEATURES

OFFSET This knob is linked to the offset mode switch.


ADJUST: See **WHAT IS LFO OFFSET?** for more details.

OFFSET MODE: Selects *Frequency* or *Phase* Offset Mode for LFO2.

TAP: Sets the LFO speed by averaging consecutive taps.
(RAMP UP): Hold this switch to ramp up to double your speed.


BYPASS: Turn the effect on or off by tapping.
(RAMP DOWN): Hold this switch to ramp down to half your speed.

EXP: Optional expression pedal input to control speed.
TRS cable required—10K-50K recommended.

POWER: $9V_{DC}$ -25 MA 

❖ IMPORTANT: IMPROPER USE OF POWER SUPPLY WILL VOID WARRANTY! ❖

TRY OUR SETTINGS



CLASSIC VIBE

The **CLASSIC VIBE** setting aims to dial in a Uni-Vibe-style modulation, with a lush sweep and deep, throbbing pulse. Increase the **DRY MIX** for a deeper pulse. You can also set the **OFFSET MODE** to **PHASE** and increase the **OFFSET ADJ** knob for a more throbbing feel. Plug in your expression pedal for an extra layer of fun!



DEEP CUTS

The **DEEP CUTS** setting is similar to the **CLASSIC VIBE** setting but uses the **PHASE OFFSET MODE** to offset the phase between **LFO1** and **LFO2**—creating a wider throbbing pulse with an almost through-zero effect in the center of the sweep.

TRY OUR SETTINGS



DUAL MODULATOR

The **DUAL MODULATOR** setting takes advantage of the **FREQ OFFSET MODE** to change the speed of LFO2. You get two different phase stages each modulating at a different rate, creating an out of sync rhythmic pattern.



PHASE VIBRATO

The **PHASE VIBRATO** setting, dials back the **DRY MIX**, thus minimizing phase cancellation for a vibrato-like effect. Bump up the **LEVEL** knob slightly to compensate for the reduced **DRY MIX**. Adjust the **SPEED** and **DEPTH** to your preference, and feel free to experiment with the **OFFSET ADJ** settings.

WARRANTY INFORMATION

Each SolidGoldFX product comes with a limited **three-year warranty** from its original date of purchase indicated on the receipt. All product(s) covered by the warranty will be repaired free of charge if an issue such as product failure resulting from defective parts and/or faulty workmanship. *The warranty **does not include** free shipping to SolidGoldFX located in Montreal, Quebec, Canada.*

Your product is NOT covered by the warranty if:

1. Your product(s) was not purchased from solidgoldfx.com or an authorized retailer.
2. Your product(s) was purchased from unauthorized vendors and/or resellers.
3. You do not have the original proof of purchase and/or you are not the original purchaser of the product(s).
4. Cosmetic flaws, and issues related to wear and tear are not covered.
5. The product(s) have been modified, misused, damaged or repaired by an unauthorized third party or the owner.
6. Use of an improper power supply will void warranty.