

Unbeatable



Design. Technology. Performance.



Yes, you can.®

Making Life's Experiences Possible



AVIVA RX

Our powerchairs take comfort to a whole new level

Our **AVIVA RX** powerchair is designed to combat the challenges of everyday modern life. It's compact, adjustable and comfortable. At home, at work, out and about, you'll be ready to face what the world throws at you.







AVIVA RX chassis

Go wherever you want

You'll power up hills, cover bumpy cobbles like they're a smooth pavement and keep up with the pace of modern life. You'll see better and be seen, and you can personalise your chair to match your personality.

On a need-to-know basis

> Suspension

What's special about this base is our patented CTC Suspension. It gives you great control, superior traction and extra comfort. It's a compact chair that can really go the distance.

The suspension can be easily changed from hard to soft to suit you. The technology works a bit like a ball and socket joint, so the base can move in all directions giving you a smooth drive.

> LiNX® G-TRAC® technology

The digital gyroscopic technology detects and corrects even the smallest deviation from your intended path, so you'll go exactly where you want to go without having to tweak the control direction. It's especially handy if you use any alternative control inputs with your chair.

The perfect balance

Stable on uneven ground and can tackle almost any terrain

Because all four wheels stay in contact with the ground, you'll enjoy a smooth and comfortable drive, even when you're driving along.

Base technology

> Up hill

Going up hills won't be a struggle - you'll power up them, safely and effortlessly.

> Silent travels

There's no squeaking in the springs or chassis thanks to the elastomer dampeners.

To truly appreciate the quality of the AVIVA RX, you'll have to take a test drive and experience it for yourself.



Slim line design for those tight spaces

22"
56cm

Wide

16.5"
42cm

Seat to floor height*

73.5
Ah

Maximum battery size

Our AVIVA RX starts at only 22" (56cm) wide, so small that narrow indoor spaces will feel that bit bigger:

- > Home
- > Local café
- > Shopping centre lifts
- > Office hallways

Navigate through confined areas with ease, whilst feeling safe and secure in your powerchair.

Small and compact turning circle

The compact base on the AVIVA RX has a tight turning radius. Turn in small spaces such as narrow hallways and shopping aisles with ease.

*AVIVA RX with Ultra Low Maxx



Ultra slim 22" (56mm)



No compromise on distance

The AVIVA RX can cater for battery sizes up to a punchy 73.5 Ah giving you an extended power range. This combination is unique in a powerchair - No other powerchair is this compact with the long driving range. Smaller bases used to be hampered by the distance you could travel on them, not anymore - you can have both.





Express yourself

It's tailor made for you

Our powerchairs have sleek lines and a modern design, so you can feel confident being seen out and about in your chair.

Pick from a range of colours for the contoured shrouds and wheel rim inserts.

Available colours



When dark nights set in

**Ultra-beam with
break protection,
no other chair
offers this**



You'll be able to navigate the streets better with our new AXENDO powerful lighting system. They're stronger than most lighting systems you can get today, so you can see and be seen with confidence.

AXENDO lighting system offers road-legal light packages in two different versions.

VA



Seat to floor height

Get closer

The AVIVA RX has an impressively low seat to floor height so you can get even closer tables and chairs.

It also makes it easier for you to access wheelchair accessible vehicles (WAV).



16.5" (42cm)

Adjustments

When your needs change, **so can your chair**

To make sure you can always sit comfortably in your chair, quick adjustments can be made to the width, length, suspension, height, centre of gravity and seat position.



Choose a base that suits you 22" or 25" then you'll have the following options:

- > Soft, standard, hard or HD suspension
- > 16.5", 17", 18" or 19" seat to ground height (42cm, 43.5cm, 46cm or 48.5cm)
- > 18", 19" or 20" base length (narrow) (46cm, 49cm or 52cm)
- > 19", 20" or 21.5" base length (wide) (49cm, 52cm or 55cm)
- > 8" or 9" castors



Reach unbeatable heights

Lift feature allows you to raise up to 12"*

**When chatting
to friends at a
natural eye-level
or reaching for
objects on shelves.**

> Discreet and dynamic

Thanks to a sleek elevation mechanism, you can alter the height of your system discreetly, whenever you want.

> Moves with you

There's no need to stop your chair prior to elevating or descending; the simply smart AVIVA RX allows you to utilise the lift feature whilst you are driving.

*30cm



The seating systems

Ultra Low Maxx

We've paired the AVIVA RX's superior base with Ultra Low Maxx – a high end seating system that makes sure you enjoy perfect posture while feeling comfy in your chair.



170°

recline

50°

tilt

> Natural pivot points

Natural pivot points is the industry speak for our Ultra Low Maxx feature. It means your head, shoulders, hips and feet stay in contact with the chair, mimicking your body's natural pivot points. It's a snug fit that will leave you feeling safe in the chair.

> Supported at all times

No matter what dynamic positioning movements the seating system makes, you will remain comfortably supported at all times as the Ultra Low Maxx moves precisely with you.

> Built-in rail

This allows for accessories to be added to your powerchair depending on your needs and wants.

> Pick your chair

Width: 14"-22" (35.5 - 56cm)

Depth: 14"-23" (35.5 - 58.5cm)

Backrest height: 14"-20" (35.5 - 51cm)

Armrest height: 9"-18.75" (23 - 47.5cm)

REM400 controls

3.5"

colour touch screen

Built-in Bluetooth 

Connect to your smart phone, laptop and smart speaker

 **Direct Access**

Jump straight into the menus - you have direct access to the profiles and functions

Touchscreen technology 

Swipe or tap our colour touch screen and be in control of where you go with our REM400 control


 **Ambidextrous**

The controls are adaptable for both left and right-handed use. If a standard joystick doesn't work for you, you can customise your chair with a specialist control

Clear speed gauge 

On the top left of the control screen is a speedometer, indicating the speed of your chair as you are driving it. An odometer is also present to record the distance you have travelled





Specialist controls



Single switch

Joystick



MEC »»

Joystick



Extremity control »»

Joystick



Paediatric compact

Joystick



Compact remote with LED display

Joystick

Product	Description	Type
> Extremity control joystick from ASL	Small joystick ideal for chin control, and comes with a headrest and egg switch	Joystick
> MEC joystick from ASL	Ideal if you have muscle weakness or fine motor control. It needs very little force	Joystick
> Compact remote with LED display	Perfect if you have a limited range of motion and/or reduced strength	Joystick
> Paediatric compact joystick from ASL	Its shallow base makes it a good option for a midline mount	Joystick
> Single switch joystick from ASL	Made for people with high muscle tone or uncontrolled movements	Joystick


Sip 'n' puff head array with lip switch

Head controls 



ATOM/PROTON head array

Head controls 



Proximity switch

Switches 



Attendant control unit

Dual control



You can choose a third party control and use it with our intelligent LiNX system. It works with a range of control inputs.

Product	Description	Type
> Sip 'n' puff head array, with lip switch from ASL	It uses simple sip and puff controls with head movements	Head controls
> ATOM/PROTON head array from ASL	There are three proximity sensors mounted in the headrest with in-built Bluetooth	Head controls
> Proximity switch from ASL	Ideal if you have a defined range of motion and no force	Switches
> Attendant control unit	It lets your carer use some of the chair functions	Dual controls



Making your mind up

Take our chair for a spin

Choosing a powerchair is a big decision and not always an easy one. We're at the end of the phone to help, we'll explain the benefits of each model so you can find the one that's right for you. If getting to a dealer to test out a chair is tricky, let them know - they might be able to visit you instead.



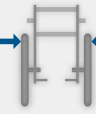








Now you've seen all the AVIVA RX features, it's time to try it for yourself.

The only way you'll really know if you've found the right chair for you is to try it out.

You can 'test drive' all our powerchairs.

Arrange a demo at your local dealer today.

Tech Specs

 <p>Drive Wheels</p> <p>14"</p>	 <p>Total length without footrests</p> <p>39" / 100cm</p>	 <p>Driving unit width</p> <p>from 22" / 56cm</p>	 <p>Max user weight</p> <p>136kg</p>	 <p>Battery Capacity</p> <p>60/73.5 Ah</p>	 <p>Turning Radius</p> <p>39" / 98cm</p>	 <p>Max. safe slope</p> <p>6°</p>
 <p>Speed</p> <p>10/12.5km/h</p>	 <p>Driving Range</p> <p>Up to 34km</p>	 <p>Total weight</p> <p>148.6-190.1kg</p>	 <p>Limited warranty 5yrs base & seat frames 1yr electronics/drivetrain 6 months batteries</p>			

Unbeatable



Design. Technology. Performance.



FOR FURTHER INFORMATION:

New Zealand: Freephone 0800 468 222, email sales@invacare.co.nz or visit www.invacare.co.nz

Australia: Freephone 1800 460 460, email orders@invacare.com.au or visit www.invacare.com.au

Asia: Phone +61 2 8839 5330, email anzexportsales@invacare.com or visit www.invacare.com

Thailand: Phone +66 0 2 821 5515 or visit www.invacare.co.th



Yes, you can.®