




IMMERSIVE LITE USER GUIDE


Pairing name: Wave 3S-2408 or Wave 3S-2409


Earbuds


 Turn on - take out from the charging case. Or Long press for 3 seconds.


 Play - touch 2 times


 Pause - touch 2 times


 Answer call - touch 1 time


 Reject call - long press for 2 seconds


 Open voice control - touch 3 times

 Turn off - put the earphones into the case or long press for 4 Seconds after disconnected. Auto power off starts after 3 minuvets of being disconnected.


 To reset - touch 5 times

 Hang up - touch 2 times

 Cancel call - touch 2 times


 Close voice control - touch 3 times


Left

 Previous song - long press for 2 seconds


 Volume down - touch one time


Right


 Next Song - long press for 2 seconds


 Volume up - touch one time


LED Light indicator


 Unpaired - red blue light flashing fast


 Waiting to pair - blue light flashing on both sides


 Connected - all lights off


 Power on - red and blue light flash for 1 second

 Power off - red light flashes for 1 second

 Incoming call - blue light flashes 2 times for 3 seconds

 Charging - light on: 35% = red, 35 - 70% = Yellow, 70% = Green

 Charging complete - all lights off




 Reset complete - red light on for 2 second then off



IMMERSIVE LITE USER GUIDE

Pairing name: Wave 3S-2408 or Wave 3S-2409

Voice sounds

- | | |
|---|---|
|  Turn on - "Power on" |  Turn off - "Power off" |
|  Low battery - "Battery low" |  Pairing - "Pairing" |
|  Connected - "Connected" |  Disconnected - "Disconnected" |
|  Loudest volume - "Dudu" |  Lowest volume - "Dudu" |

THANK YOU FOR YOUR SUPPORT!

We are Australia's newest audio brand, created in Melbourne and we'd love to hear about your experience with our product.



Scan the QR code and share your experience to receive 10% off your next purchase.

WAVEAUDIO.COM.AU

©2022 3sixT. All rights reserved.

This product may be covered by one or more patents.
Tenancy: E1/5 Grevillea Pl Brisbane Airport QLD 4008.
EU Importer: Wentronic GmbH, Pillmannstraße 38112,12
Braunschweig Germany.

Input: 5V/1A
Battery Case/Earbud: 300mAh/30mAh



Want to stay in touch?
Follow us on @waveaudioau