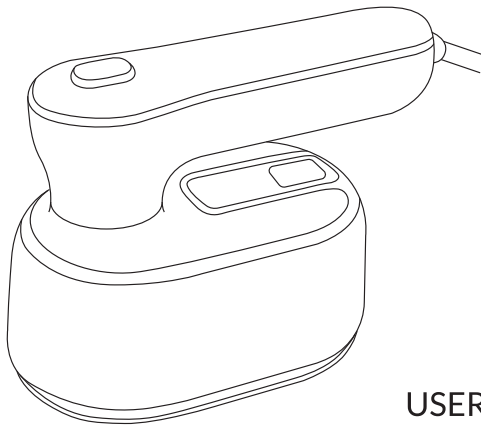


 **TRNDlabs**



USER GUIDE
FINESSE
Travel Iron



WWW.TRNDLABS.COM

**Thank you for purchasing the
FINESSE Travel Iron and welcome to
the world of TRNDlabs products.**

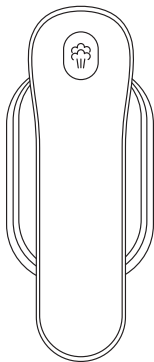
The FINESSE is the perfect tool for keeping your clothes looking sharp and wrinkle-free. Its compact and portable design makes it ideal for travel, easily fitting into your luggage for convenience on the go.

Table of Contents

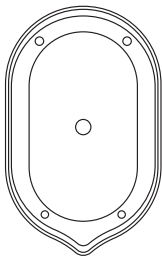
Parts Identification	5
Functions	6
Setup	8
How To Use	9
Specifications	10
Troubleshooting	11
Safety Information	12

Parts Identification

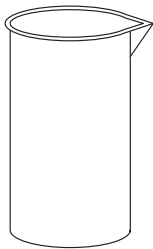
FINESSE
Travel Iron



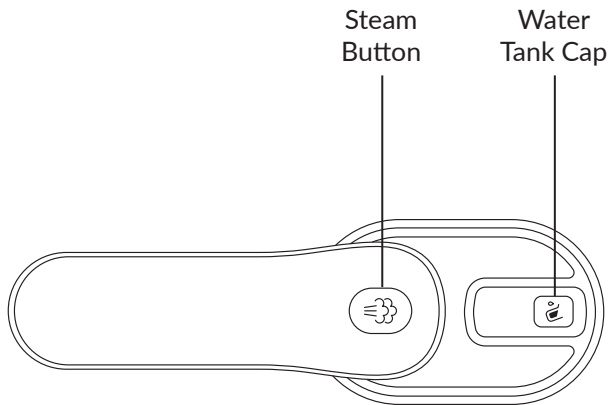
Base



Measuring
Cup

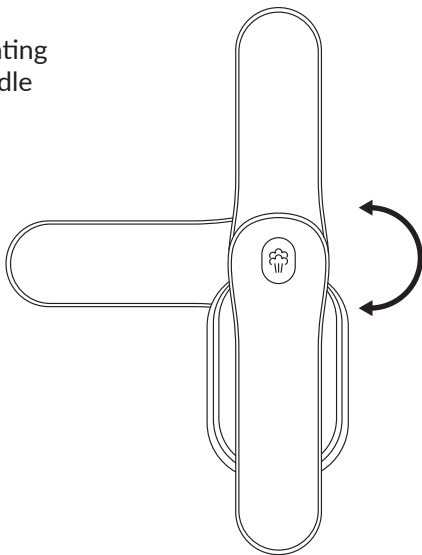


Functions



Functions

Rotating
Handle



Setup

- 1 Remove the Water Tank Cap and fill the water tank with water. Use the measuring cup to fill it to the maximum capacity of 100 ml.
- 2 Put the Water Tank Cap back and make sure it seals the tank properly.
- 3 Set the handle into one of the three possible positions, according to your preference.
- 4 Plug the power cord into a power outlet.
- 5 Wait for the indicator light on the Steam Button to turn off. The FINESSE is now ready to use.

How to Use

- To let the FINESSE release steam, simply press the Steam Button.
- Press the button again to stop the steaming.
- When ironing, the best effect can be obtained by rotating the FINESSE anti-clockwise on the garment.
- During a short ironing pause or when switching garments, always place the FINESSE on its stand.
- Turn it off by simply pulling out the plug.

Specifications

Input Voltage:	110/120V
Heating Temperature:	180°C
Water Tank Capacity:	100 ml
Dimensions:	15.5 x 11.0 x 7.7cm (6.1 x 4.3 x 3.0")
Weight:	503 grams (17.8 oz)

Troubleshooting

Problem: The FINESSE is on, but no steam comes out when pressing the Steam Button.

Solution:

- There is no water left in the tank. Turn the FINESSE off and refill the tank.
- Internal pipe leak. Reach out to the seller for a solution.

Problem: The FINESSE makes a weird noise when steaming.

Solution:


- The pumping out of the steam can make a specific sound, which is normal.
- There is no water left in the tank. Turn the FINESSE off and refill the tank.

Safety information

- Do not leave the device unattended when plugged in.
- Do not turn the device upside down.
- Place the device and its stand on a stable surface.
- Unplug the device from the socket when not in use, and before emptying, filling, or cleaning.
- Do not use the device when there is not enough water in the tank.
- Do not touch the soleplate of the device if it is hot.
- Allow the device to cool down fully before storing it away.
- Never use, plug, or unplug the device with a wet hand.
- To clean it, wipe the exterior of the iron with a damp cloth. To clean the soleplate, use a non-abrasive cloth.
- Keep the appliance well away from surfaces and objects that can be damaged by heat.

Safety information

- Keep the device and the power cord away from any liquids, apart from the water in the water tank.
- Do not continue to use the device when it shows any signs of damage or malfunctioning.
- Keep the device out of reach of children.
- Ensure the voltage indicated on the iron corresponds with your local voltage before plugging it in.
- Handle the iron carefully. Dropping it can cause internal damage or damage to the soleplate.
- Do not use the device for any other purpose than ironing clothes and fabric.
- Do not use the device on clothes with poor heat resistance. This can cause discoloration and deformation.





The contents of this document are subject to change.
Download the latest version from
www.trndlabs.com.

If you have any questions about this document, please
contact TRNDlabs by sending a message
to hello@trndlabs.com.

© 2023 TRNDlabs. All rights reserved.



4081/1/EN