



The contents of this document are subject to change.
Download the latest version from
www.trndlabs.com.

If you have any questions about this document, please
contact TRNDlabs by sending a message
to hello@trndlabs.com.

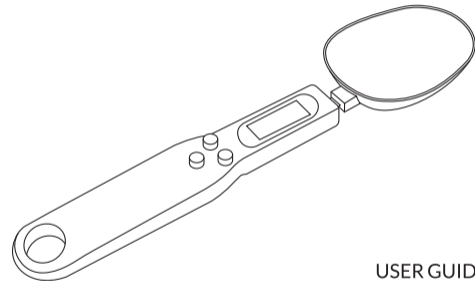
© 2023 TRNDlabs. All rights reserved.

Safety and Care Information

- Do not touch the weighing cup of the SCALE when weighing objects. Only touch the handle, to ensure accuracy.
- Keep the SCALE in a horizontal position when taking the reading.
- Do not wash the handle with water for cleaning. It can be wiped clean with a damp cloth.
- Detach the spoon cup from the handle, so the spoon cup can be washed with water after use.

Specifications

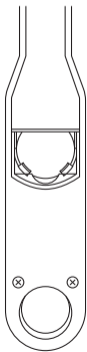
Battery:	CR2032
Weight Range:	0.5-500 grams
Dimensions:	23.5 x 5.7 x 2.5 cm (9.3 x 2.2 x 1.0")
Weight:	46 grams (1.6 oz)



USER GUIDE
SCALE
Measuring Spoon

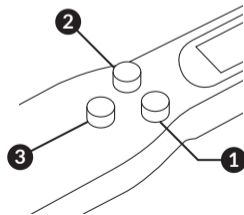
Set Up

Remove the battery cap on the back of the SCALE, insert the battery, and put the cap back on.



Functions

- 1 On/Off/Tare: Press to turn on. Press again to set the tare weight. Press and hold to turn the device off.
- 2 Mode: Press to switch between units of measurement: grams, ounces, carat, and grain.
- 3 Hold: Press to lock the display, so it keeps showing the weighing value.



How to Use

To use the SCALE, turn on the scale and set the tare weight horizontally. Simply place your desired ingredient, whether it's coffee, seasonings, sugar, or spices, on the spoon.

You can also scoop the ingredient, like a regular spoon. Remember to keep the scale in a horizontal position both when setting the tare weight and when reading the weight from the display.

Thank you for purchasing the SCALE Measuring Spoon and welcome to the world of TRNDlabs products.

The SCALE uses high-precision weight-measuring technology to deliver accurate and consistent measurements every time.