



USER GUIDE
ROSA
Painless Hair Remover





WWW.TRNDLABS.COM



**Thank you for purchasing ROSA
Painless Hair Remover and welcome
to the world of TRNDlabs products.**

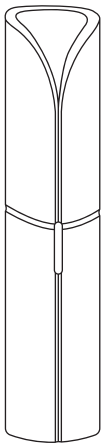
ROSA is a device that'll change the way you think about hair removal. Ditch painful wax strips, tedious plucking, and damaging razors that leave ingrowns, razor bumps, and irritation.

Table of Contents

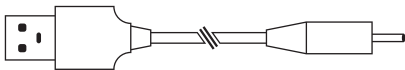
Parts Identification	7
Functions	8
Setup	10
How to Use	12
Specifications	14
Troubleshooting	15
Safety Information	17

Parts Identification

ROSA Painless
Hair Remover



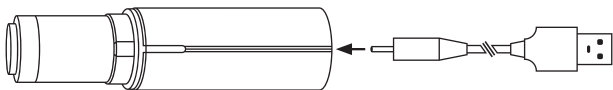
Charging Cable

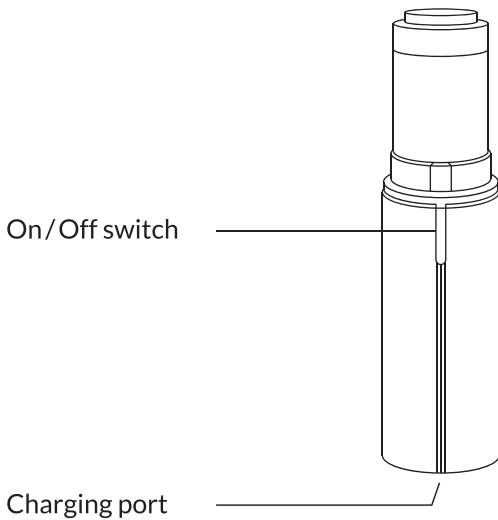


Brush



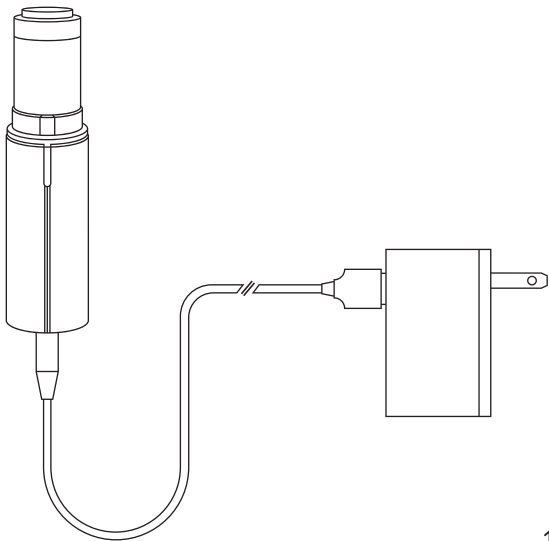
Functions






Setup

- Make sure the device is fully charged before use. When red, the light indicates that the device is being charged.



How to Use

- 1 Remove cap
- 2 Charge the device by connecting it to a USB charging cable. The red light indicates that the device is being charged.
- 3 To turn the device on, slide the golden on/off switch upwards.
- 4 To use the ROSA, gently press the head of the device against your skin and make small circular motions, removing the unwanted hair. Make sure it is placed flat on your skin surface for the device to work.

- 
- 5** Clean after each use. To clean, twist the rotating head of the device and lift. Use the brush included in the package to remove the hair. To clean the inner part of the device, twist it and pull the sides apart. Brush off the hair and place the pieces back together.

Specifications

Maximum Working Time: up to 25 minutes

Battery Capacity: 100 mAh

Dimensions: 105 x 23 x 25 mm

Weight: 65 grams

Troubleshooting

Problem: The device does not turn on

Solution: If the device does not turn on, check the battery level and try charging it until the light turns off. If that does not work, try:

- leaving the handpiece off for an hour and turning it back on
- cleaning the device from any foreign substances and turning it on.

Problem: The ROSA is not removing hair as it should

Solution: The device is designed for all types of hair. However, it provides the best results when used on $\frac{1}{4}$ inch long or shorter hair.



Problem: There's a humming noise coming from the handpiece

Solution: If the device is making a humming noise, it may be overheated. Turn it off for half an hour, ensuring proper ventilation in the room, then turn it back on.

Safety information


- This device guarantees complete safety compared to other methods of hair removal.
- The device does not pull hair, regardless of the thickness and length. However, it is recommended to use it on shorter rather than grown hair.
- ROSA is safe for your skin. It does not cause irritation or burns.
- Avoid overheating the device. If overheated, leave the device off for 2 hours.
- It is normal for the head of the device to become warm during use.



The contents of this document are subject to change.
Download the latest version from
www.trndlabs.com.

If you have any questions about this document, please
contact TRNDlabs by sending a message
to hello@trndlabs.com.

© 2021 TRNDlabs. All rights reserved.





4030/1/EN