



USER GUIDE

COAL

Wireless Earbuds

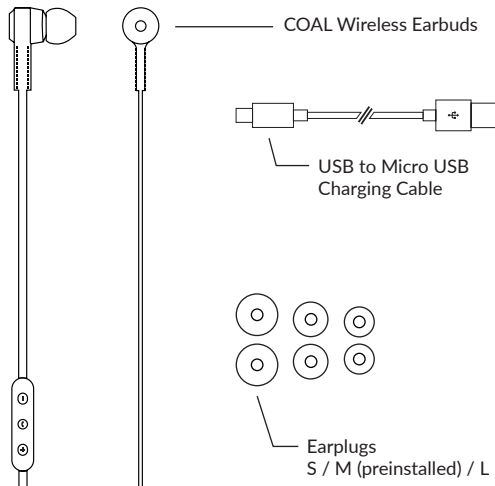


Thank you for purchasing
COAL Wireless Earbuds
and welcome to the world
of TRNDlabs products.

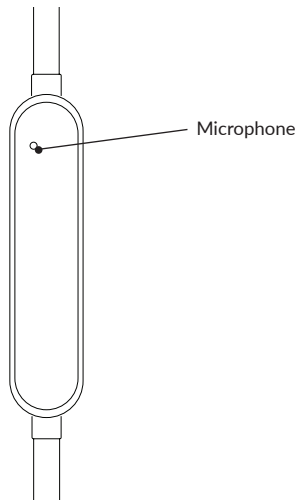
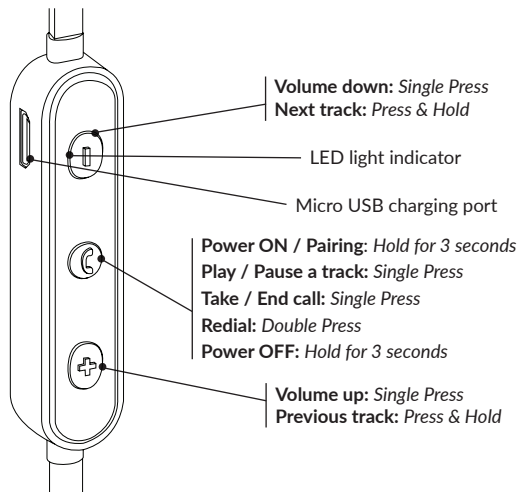
Table of Contents

Parts Identification	5
Functions	6
Setup	8
<i>Charging</i>	8
<i>Setup and Pairing</i>	10
Specifications	12
Troubleshooting	13
Safety Information	15

Parts Identification



Functions

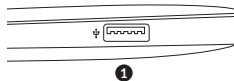


SETUP

CHARGING

Make sure your COAL Wireless Earbuds are fully charged before first use.

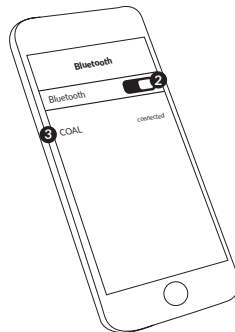
- 1 Connect COAL Wireless Earbuds via the USB to Micro USB Charging cable included in the package to a computer or power source with a standard USB port.
- 2 The LED light will light up red to indicate COAL Wireless Earbuds is charging. When fully charged, the LED light will turn blue.
- 3 To turn your COAL Wireless Earbuds on, press and hold the Call button until the LED indicator starts flashing blue. COAL Wireless Earbuds will now go into pairing mode automatically.



SETUP AND PAIRING

- 1 Turn on COAL Wireless Earbuds by pressing and holding the Call button until the LED light indicator flashes in red and blue, indicating Bluetooth pairing is pending.
- 2 Enable Bluetooth on the device you wish to pair with COAL Wireless Earbuds. Make sure it is in searching mode.
- 3 Select COAL in the Bluetooth overview on your device. COAL Wireless Earbuds will now pair to your device.

Note: When previously paired with a device, COAL Wireless Earbuds will automatically attempt to reconnect to this device after being switched off and on.



Specifications

Bluetooth version: Bluetooth V4.1

Talking time: 5.5 h

Music Playback Time: 5.5 h

Standby time: 30 h

Charging time: 2 h

Impedance: 16 ohm

Frequency: 50 hz - 20.000 HZ

SNR: 94 ± 3 dB

Battery: 70 mAH

Bluetooth profile: A2DP1.0/ACRCP1.3/HSP1.0/HFP1.5

Speaker diameter: 10 mm

Troubleshooting

Problem:

COAL Wireless Earbuds doesn't turn on.

Solution:

- Make sure the earbuds are fully charged. (Follow the Charging instructions on page 8)

Problem:

There's no sound.

Solution:

- Make sure the earbuds are turned on and connected to your Bluetooth device. Also make sure the volume of your Bluetooth device is turned on and set to an appropriate level.

Problem:

Unable to connect via Bluetooth.

Solution:

- Make sure your device's Bluetooth is turned on and the device is discoverable. Press the Call Button on the earbuds until the LED light indicator starts flashing red and blue, indicating it is in pairing mode. Now select COAL Wireless Earbuds in the Bluetooth overview on your device.

Problem:

Poor sound quality.

Solution:

- Make sure the earbuds are in a clear 10m radius of your Bluetooth device.

Safety information

- Do not attempt to charge COAL Wireless Earbuds by any means other than a USB charger, power bank or computer.
- Do not modify or disassemble the battery.
- Do not dismantle or modify COAL Wireless Earbuds in any way.
- Do not expose COAL Wireless Earbuds to moisture or immerse it in liquid.
- Do not keep COAL Wireless Earbuds in an environment of excessively high temperatures, including intense sunshine. Only use the product within the following temperatures: 0° - 40°.
- Do not place COAL Wireless Earbuds on flammable materials, such as bedding or carpets during charging.
- Do not touch COAL Wireless Earbuds with wet hands.
- Do not connect input and output in reverse.
- Do not charge COAL Wireless Earbuds in excess of the rating suggested.
- In the unlikely event that any liquid from the inside of this product gets into your eyes, do not rub your eyes. Wash your eyes immediately with clean water and consult a physician.
- All of TRNDlabs' products have been tested comprehensively. If you encounter any unusual heat,

discoloration or product distortion during charging or storage, please stop using it immediately and contact the dealer. These issues may cause leakage, heat, smoke or ignition of COAL Wireless Earbuds.

- COAL Wireless Earbuds is not intended for use by persons (including children) with reduced physical, sensory or mental capabilities (or lack of experience and knowledge) unless they have been given supervision or instructions concerning the use of COAL Wireless Earbuds by a person responsible for their safety.
- Do not use detergents or abrasive cleaners to clean your COAL Wireless Earbuds. This could cause scratches or damage.
- Clean COAL Wireless Earbuds only with soft, lint-free, dry cloth.



The contents of this document are subject to change.
Download the latest version from
www.trndlabs.com.

If you have any questions about this document, please
contact TRNDlabs by sending a message
to hello@trndlabs.com.

© 2017 TRNDlabs. All rights reserved.

