

USER GUIDE



ION Wireless Earbuds

Thank you for purchasing ION Wireless Earbuds and welcome to the world of TRNDlabs products.

ION is an elegant wireless pair of earbuds which give you non-stop sound in an expressive design.

Make Calls

While listening to music, ION notifies you of incoming calls which you can pick up on the go, supported by ION's built-in microphone.

Bluetooth

ION connects via Bluetooth to your mobile device to give you the ultimate wireless headphones experience.

Magnetic

The earbuds attach to each other via their magnetic shells.

Standby

The two Lith-Ion batteries of ION Wireless Earbuds last at least 18 days in standby mode and 7 hours with non-stop play.

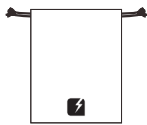
Waterproof

The ION Wireless Earbuds are IPX-4 waterproof.

Package Contents



ION Wireless Earbuds



Protective Bag



USB Charging Cable



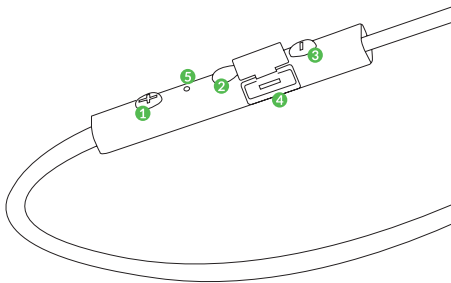
Earplugs S/M/L

Charging

- 1 Plug the charging cable into the micro USB port of your ION Wireless Earbuds.
- 2 Plug the other end into a USB charging port of your power source or computer.
- 3 A red LED-light will indicate that your ION Wireless Earbuds is charging.
- 4 When your ION Wireless Earbuds is fully charged, the red LED-light will turn blue.

Earbuds Functions

- 1 Volume Up Button
- 2 Multifunctional Button (MFB)
- 3 Volume Down Button
- 4 Micro USB Charging Port
- 5 Microphone / LED-light

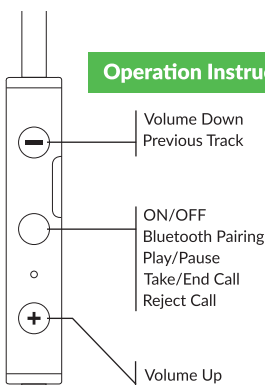


Pairing with Bluetooth Device

- 1 Press the Multifunctional Button for 5 seconds. The LED-light will start to blink blue and red alternately.
- 2 Enable Bluetooth on your device and select scan/search for devices.
- 3 Select 'ION' in the list of devices.
- 4 Your device will now connect with your ION Wireless Earbuds.
- 5 After successfully pairing to your device, the LED-light on your ION Wireless Earbuds will flash blue once in rapid succession and will keep blinking once every 10 second.

- To turn ION Wireless Earbuds **ON/OFF** press the MFB for 5 seconds.
- To **increase/decrease** the volume hold button 1 or 2.
- To shift to the **next/previous** track press button 1 or 2.
- To **pick up or end** a phone call tap the MFB.

Operation Instructions



Specifications

Bluetooth: 4.1 + APTX
Power Output: 40 Ω
Built-in Battery: 2 x 45 mAh Li-Ion
Frequency: 180 Hz = 20 KHz
S/N Ratio: \geq 80 dB
Dimensions: 550 mm (l) x 26 mm (w) x 12 mm (h)

Weight: 12 grams
Transmission distance: < 10 m
Charging time: 80 minutes
Play time: 6 - 7 hours
Standby time: 18 days



5

Troubleshooting



PROBLEM

There is no sound when set to playback.



SOLUTION

1. Make sure there is a working Bluetooth connection between your device and ION Wireless Earbuds.
2. Make sure the volume is not completely turned down.
3. Make sure ION Wireless Earbuds is fully charged.




PROBLEM

ION Wireless Earbuds does not connect to a second device.



SOLUTION

Set ION Wireless Earbuds to multipoint mode: Connect ION Wireless Earbuds to device A. Enter pairing mode again (device A will disconnect), and connect ION Wireless Earbuds to device B. Now use device A's Bluetooth device settings/list to reconnect to ION Wireless Earbuds.



6

This product (including any accessories included in the original packaging) as supplied and distributed in new condition, is warranted by TRNDlabs to the original consumer purchaser, against defects in material and workmanship ("Warranty") as can be found on www.trndlabs.com.



Please read the safety information carefully to ensure your personal safety and prevent property damage.

Fire and electric shock hazard

- Do not expose your ION Wireless Earbuds to extremely high or low temperatures.
- Do not leave your ION Wireless Earbuds in direct sunlight for extended periods of time.
- Do not leave your ION Wireless Earbuds near open flames such as cooking burners, candles, or fireplaces.
- Do not block any openings which serve as a ventilation function.

Battery/charger hazard

- Do not dispose your ION Wireless Earbuds to fire. The battery could explode causing fatal injuries.
- Charge the battery exclusively in accordance with the user manual instructions provided with your ION Wireless Earbuds product package.
- Do not attempt to disassemble the ION Wireless Earbud's charger or force open the built-in batteries because this may result in an electric shock.
- Do not clean your ION Wireless Earbuds while it is being charged. Always unplug the charger first before cleaning your ION Wireless Earbuds. Use a dry tissue or cloth without chemicals.

7

Automobile accident hazard

- Do not store your ION Wireless Earbuds or any of its accessories near or over your automobile's airbag because serious injury may result in case of airbags deployment.

Caution

- Exposure to high volume sound levels and excessive sound pressure may cause temporary or permanent damage to your hearing. Although there is no single volume setting that is appropriate for everyone, you should always use your ION Wireless Earbuds with the volume set at moderate levels and avoid prolonged exposure to high volume levels.
- Do not use abrasive cleaners to clean your ION Wireless Earbuds as that could cause scratches or damage.
- Do not bring your ION Wireless Earbuds into contact with any sharp objects as that could cause scratches or damage.
- Do not insert anything into your ION Wireless Earbuds unless otherwise specified in the user instructions. Inserting foreign objects into your ION Wireless Earbuds might cause damage to the internal components.
- Do not attempt to repair, modify, or disassemble your ION Wireless Earbuds yourself, it does not contain any user-serviceable components.
- Do not attempt to replace your ION Wireless Earbuds battery, it is built-in and is not changeable.
- Observe all signs and displays that require an electrical device or RF radio product to be switched off in designated areas.
- Turn off your ION Wireless Earbuds prior to boarding an aircraft. Do not use your ION Wireless Earbuds inside an aircraft unless other Bluetooth devices are allowed on the flight.
- Dispose of your ION Wireless Earbuds and your ION Wireless Earbuds's battery according to local regulations. Do not dispose the battery with regular household waste.

8



WWW.TRNDLABS.COM

The contents of this document are subject to change.

Download the latest version from www.trndlabs.com.

If you have any questions about this document, please contact TRNDlabs by sending a message to hello@trndlabs.com.

© 2017 TRNDlabs. All rights reserved.

ION
Wireless Earbuds



2713/4/EN