



User Guide



Franklin Wireless Headphones

Thank you for purchasing Franklin Wireless Headphones and welcome to the world of TRNDlabs products.

Franklin is an elegant foldable wireless pair of headphones which gives you the freedom to take your music everywhere you go.



Foldable

The foldable design gives you the ultimate packing privilege while you are on the run.



Make Calls

While listening to music, Franklin notifies you of incoming calls which you can pick up on the go supported by Franklin's built-in microphone.



Standby

The battery of Franklin lasts at least 175 hours in standby mode and 16 hours with non-stop play.




Bluetooth

Franklin connects via bluetooth to your mobile device to give you the ultimate wireless headphones experience.

Package Content



Franklin Headphones



Carry Bag



Charging USB Cable

Charging

- 1 To charge your Franklin, plug the charging cable into the USB port of your Franklin.
- 2 Plug the other end into a USB charging port of your power source or computer.
- 3 The red LED-light will indicate that your Franklin is charging.
- 4 When your Franklin is fully charged, the red LED-light will turn off.

Headphones Function

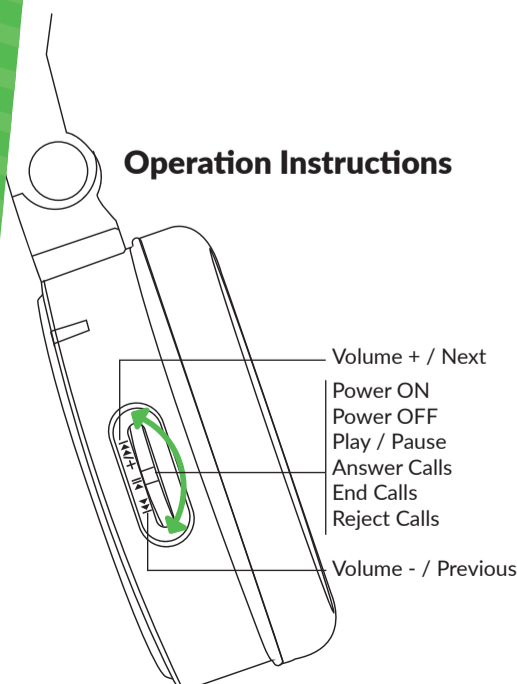
- 1 Blue LED-light indicating activity.
- 2 Multi-Functional Wheel.
- 3 USB Charging port.
- 4 Red LED-light indicating charging.
- 5 Built-in Microphone.



Pairing with Bluetooth Device

- 1 Press the Multi-Functional Wheel's centre position for 5 seconds. The blue LED-light indicating activity will start to blink.
- 2 Enable bluetooth on your device and select scan/search for devices.
- 3 Select 'Franklin' in the list of devices.
- 4 Your device will now connect with your Franklin.
- 5 After successfully pairing your devices, the blue LED-light indicating activity will start to blink every 2 seconds.

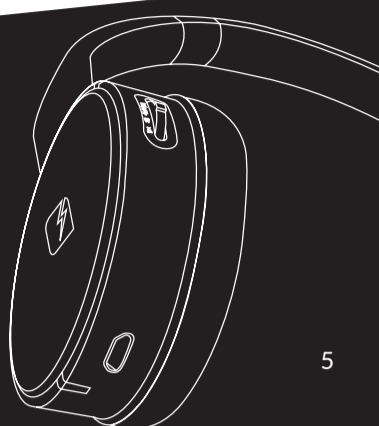
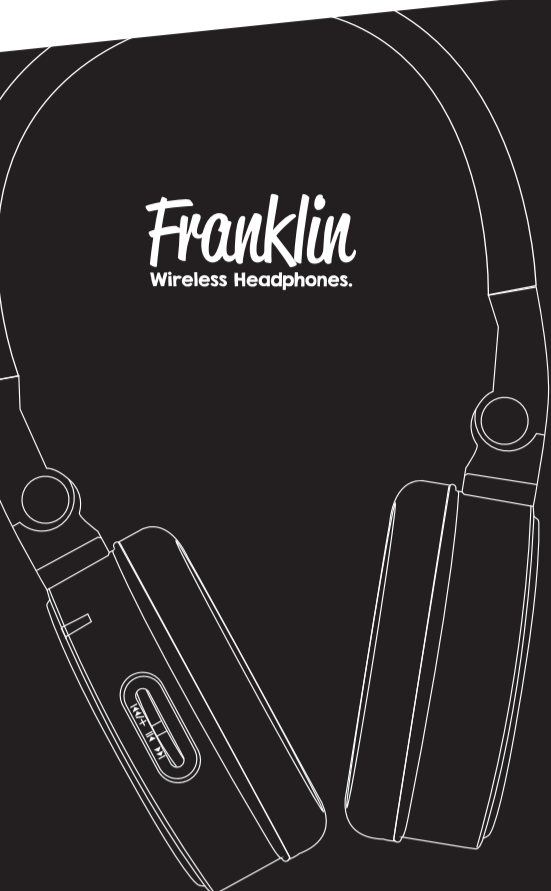
Operation Instructions



Specifications

Frequency Range:	20 Hz - 20 kHz
Impedance:	32 Ω
Bluetooth:	V4.0 EDR, CSR, A2DP
Operating Distance:	10 meter

Charging Time:	2 - 3 hours
Play Time:	6 - 8 hours
Standby Time:	150 hours



5

Troubleshooting

No power: Ensure your Franklin is charged and has enough power for use. Please note that your Franklin works while charging as well.

No sound: Ensure your Franklin is on. Ensure your Bluetooth device is on. If the volume of the Franklin is too low, adjust the volume to an appropriate level.

Unable to connect: Turn off your Franklin and turn it back on. Your Franklin will go into pairing mode. Select 'Franklin' from the list on your Bluetooth device to reconnect.

Poor sound quality: Ensure placing your Franklin and your Bluetooth device in a range of 3.3ft (10 meter) sensing distance. Accordingly, be sure to check that there are no barriers that would block the signal.

6

Warranty

This product (including any accessories included in the original packaging) as supplied and distributed in new condition, is warranted by TRNDlabs to the original consumer purchaser, against defects in material and workmanship ("Warranty") as can be found on www.trndlabs.com.



Please read the safety information carefully to ensure your personal safety and prevent property damage.

Fire and electric shock hazard

- Do not expose your Franklin to extremely high or low temperatures.
- Do not leave your Franklin in direct sunlight for extended periods of time.
- Do not leave your Franklin near open flames such as cooking burners, candles, or fireplaces.
- Do not block any openings which serve as a ventilation function.

Battery/charger hazard

- Do not dispose your Franklin to fire. The battery could explode causing fatal injuries.
- Charge the battery exclusively in accordance with the user manual instructions provided with your Franklin product package.
- Do not attempt to disassemble the Franklin's charger or force open the built-in battery because this may result in an electric shock.
- Do not clean your Franklin while it is being charged. Always unplug the charger first before cleaning your Franklin.

7

Automobile accident hazard

- Do not store your Franklin or any of its accessories near or over your automobile's airbag because serious injury may result in case of airbags deployment.

Caution

- Exposure to high volume sound levels and excessive sound pressure may cause temporary or permanent damage to your hearing. Although there is no single volume setting that is appropriate for everyone, you should always use your Franklin with the volume set at moderate levels and avoid prolonged exposure to high volume levels.
- Do not use abrasive cleaners to clean your Franklin as that could cause scratches or damage.
- Do not bring your Franklin into contact with any sharp objects as that could cause scratches or damage.
- Do not insert anything into your Franklin unless otherwise specified in the user instructions. Inserting foreign objects into your Franklin might cause damage to the internal components.
- Do not attempt to repair, modify, or disassemble your Franklin yourself, it does not contain any user-serviceable components.
- Do not attempt to replace your Franklin's battery, it is built-in and is not changeable.
- Observe all signs and displays that require an electrical device or RF radio product to be switched off in designated areas.
- Turn off your Franklin prior to boarding an aircraft. Do not use your Franklin inside an aircraft unless other bluetooth devices are allowed on the flight.
- Dispose of your Franklin and your Franklin's battery according to local regulations. Do not dispose the battery with regular household waste.

8

Franklin
Wireless Headphones.

**User
Guide**

TRNDlabs

