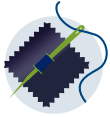




108 GLOW-IN-THE-DARK




RECOMMENDED FABRICS
100% Cotton
Some Cotton/Polyester Blends




INK APPLICATION
108 Glow-in-the-Dark should be used right from the container without any modifications




ADDITIVES
If modification is necessary, use 1% to 5% by volume of 1110 Curable Reducer



SCREEN MESH
60-230 t/in (24-90t/cm) monofilament



EMULSION
Any direct or indirect emulsion or capillary film in the 35 to 70 micron range



SQUEEGEE
65-75 Durometer
Sharp edge



CURE TEMPERATURES
325°F (163°C) for 1 minute dependent on dryer speed and temperature settings



CLEAN-UP
Any eco-friendly plastisol screen wash



PRODUCT PACKAGING
Quart, 1 gallon, 5 gallon, 30 gallon or 50 gallon containers



STORAGE OF INK CONTAINERS
65° to 90°F (18°C to 32°C)
Avoid storage in direct sunlight Keep containers well sealed



SDS
Refer to SDS prior to use

FEATURES

108 Glow-in-the-Dark (phosphorescent) is a plastisol screen printing ink that produces a bright, greenish glow when exposed to light and viewed in a darkened area.

108 Glow-in-the-Dark can be used for direct print or cold peel transfer applications.

108 Glow-in-the-Dark is ready for use straight from the container.

INK APPLICATION

Direct Prints: 108 Glow-in-the-Dark ink should be used right from the container without any modifications. If thinning is required, use 1% to 5% by volume of 1110 Curable Reducer. Adding too much reducer or other additives will diminish opacity and glow.

Transfers (cold peel): It is important that the inks are only partially gelled, otherwise the inks will not have adequate adhesion during the final transfer application.

IMPORTANT INFORMATION

108 Glow-in-the-Dark is not a low bleed ink. Always test print the fabric to be printed before beginning production. It is best to do some long term testing on fabrics to determine if they are going to bleed. Bleeding or dye migration may not occur right away.

108 Glow-in-the-Dark is a very transparent ink and works best when printed on white fabric or over a white base.

Do not fuse or cure the ink at too high a temperature (over 330°F or 166°C) as the phosphorescent pigment used in the ink can be damaged and not glow properly.

Adding too much reducer, soft hand additive or clear base will diminish glow. **STIR** the ink prior to printing on press and after addition of reducers or additives.

Heavier ink deposits of 108 Glow-in-the-Dark will result in increased phosphorescence (glow brightness) and a longer glow after exposure to a bright light source. Depending on the amount of light exposure to the ink, the darkness of the area where the ink is being viewed and the eye sensitivity of the person viewing the ink, the glow may be visible anywhere from 15 minutes up to two hours.

When making cold peel transfers for dark fabrics, back transfers with white ink. Cold peel transfers should be applied at 350°F to 375°F (177°C to 191°C), medium pressure (40 lbs.) for 10 to 15 seconds.

Test dryer temperatures and wash test printed product before and during a production run.

LEGAL DISCLAIMER

Recommendations and statements made are based on International Coatings' research and experience. Since International Coatings does not have any control over the conditions of use or storage of the product sold, International Coatings cannot guarantee the results obtained through use of its products. All products are sold and samples given without any representation of warranty, expressed or implied, of fitness for any particular purpose or otherwise, and upon condition that the buyer shall determine the suitability of the product for its own purpose. This applies also where rights of third parties are involved. It does not release the user from the obligation to test the suitability of the product for the intended purpose and application.

REV. 1600002