

# ***HYPERAX***<sup>®</sup>

***IRIDIUM L***  
***IRIDIUM M***



# Specification:

Exterior dimension : SRCCL 61 x 43.3 x 6.7 in ( 155 x 110 x 17 cm )  
SRCCM 50 x 37.5 x 6.7 in ( 126.5 x 95 x 17 cm )

Inner dimension : SRCCL 50.4 x 41.7 x 4.7 in ( 128 x 106 x 12 cm )  
SRCCM 39 x 35.4 x 4.7 in ( 99 x 90 x 12 cm )

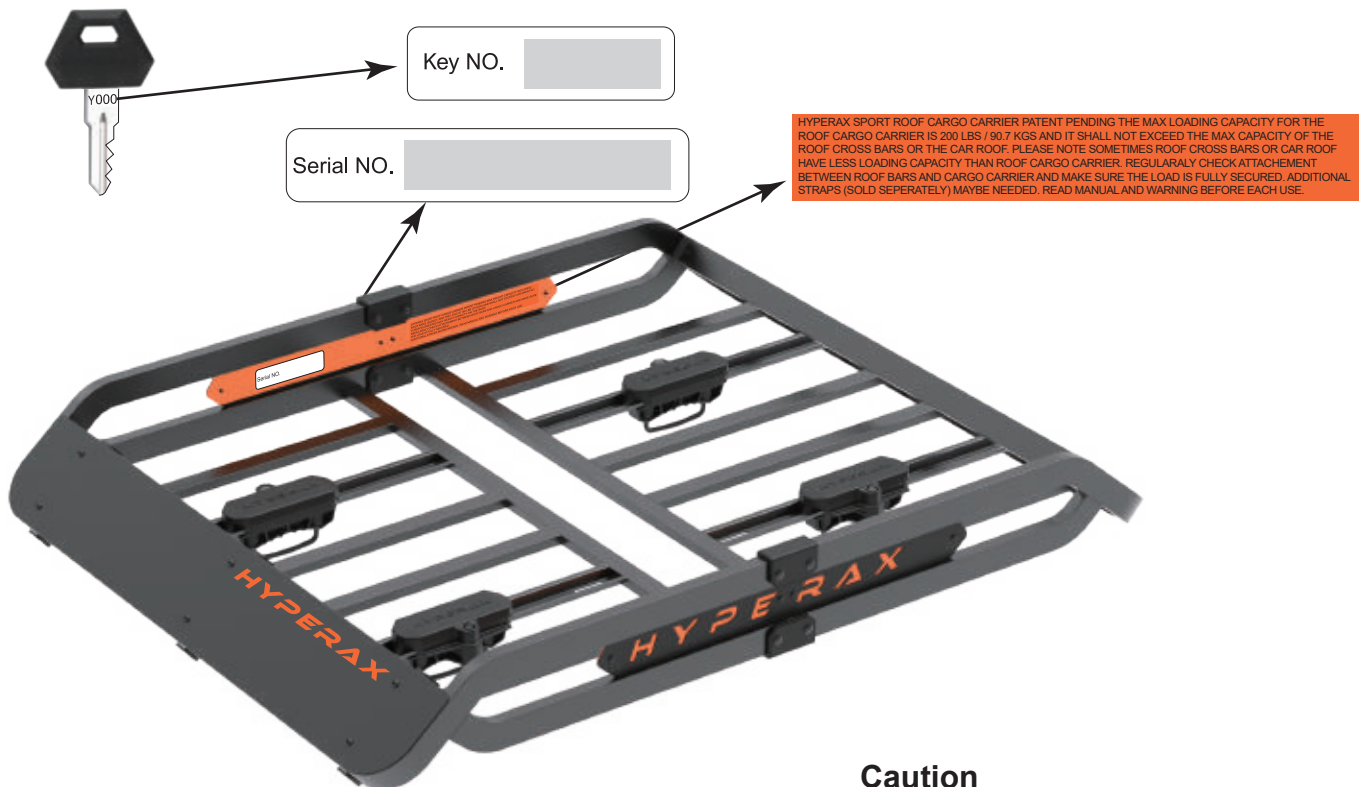
Weight : SRCCL 54.5 lbs ( 24.7kg ) / SRCCM 45 lbs ( 20.4kg )

Max. loading : SRCCL 200 lbs ( 90.7kg ) / SRCCM 200 lbs ( 90.7kg )

Distance between roof bars : SRCCL 28 ~43 in( 70 ~ 110 cm )  
SRCCM 22 ~ 37 in( 55 ~ 95 cm )

Universal mounts fit round bar, rectangular bar, aero bar, and wing bar (up to 3.5 in / 90 mm in width and 1.75 in / 45 mm in thickness)


Please enter your key number and serial number below for future reference




**Caution**  
Pay attention to the height limit

This manual was shipped with the product and might not be the latest version. Please scan the QR code to ensure updates.


Instructions









Part kit 1



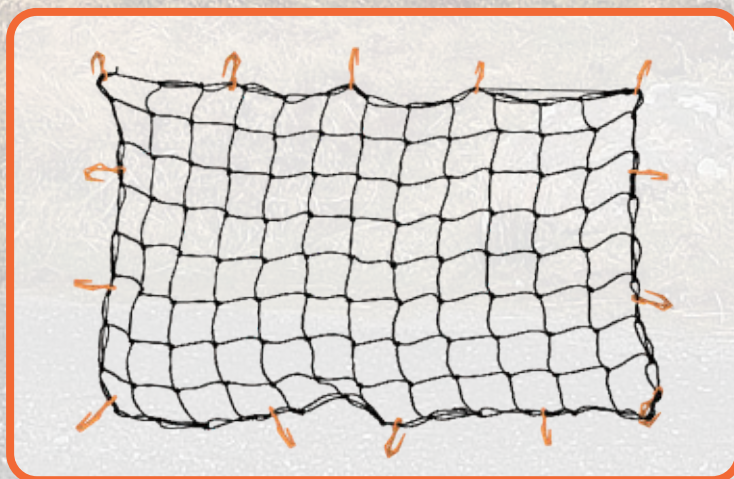
Part kit 2



Part kit 3




D



SRCCCL Stretch net 36 x 44 in ( 92 x 112 cm)  
 SRCCM Stretch net 32 x 40 in ( 81 x 100 cm)





Part kit 2

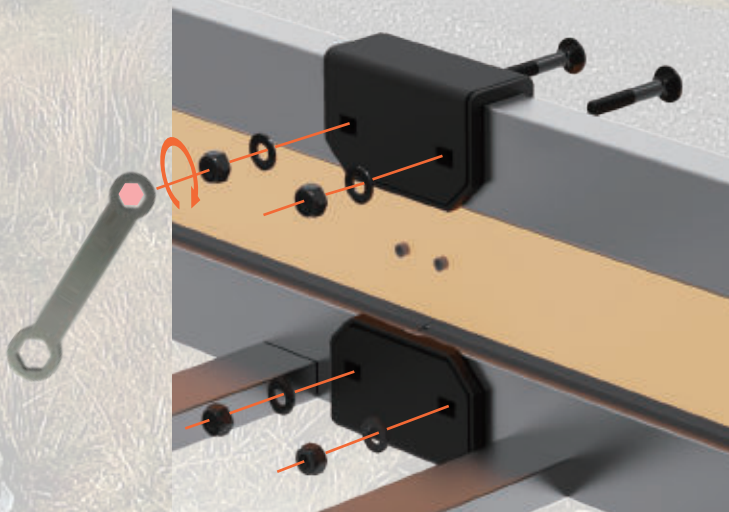


1




2


MIN Torque : 5 Nm / 44.3 in-lb



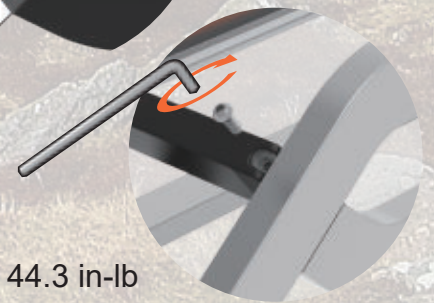




Part kit 3



3



MIN Torque : 5 Nm / 44.3 in-lb



**Warning**

Long boards must be secured by straps ( sold separately )

Sold separately



**Warning**

Boats kayaks and canoes must be secured with bow and stern tie downs ( sold separately )


Sold separately








Part kit 3




4



5

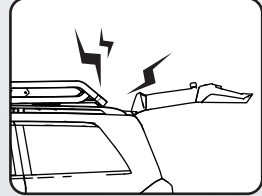
MIN Torque : 3 Nm / 26.6 in-lb





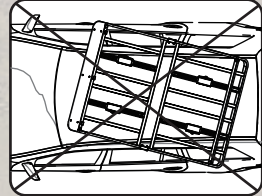
**Caution**

The basket must be level



**Caution**


Pay attention to the tailgate and antenna




**Caution**

Basket position must be parallel to the car

Part kit 1



6

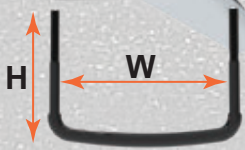
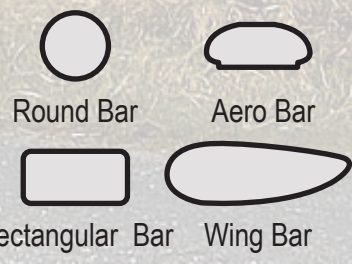


7

U Bolt

MIN Torque : 5 Nm / 44.3 in-lb

T Bolt

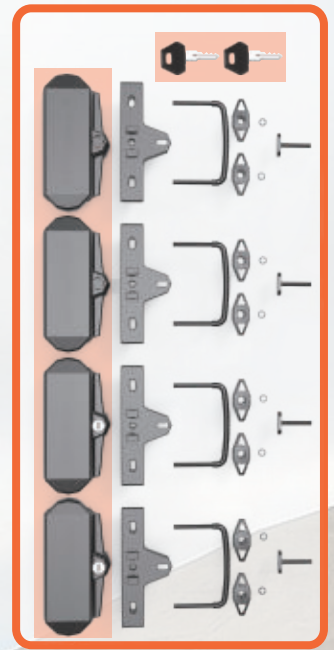


$W \leq 3.5'' (90 \text{ mm})$



$1-3/8'' (35\text{mm}) \leq H \leq 1-3/4'' (45\text{mm})$ , use U bolt A  
 If  $1'' (25\text{mm}) \leq H \leq 1-3/8'' (35\text{mm})$ , use U bolt B  
 $5/8'' (15\text{mm}) \leq H \leq 1'' (25\text{mm})$ , use U bolt C



## Part kit 1




8



9







— **INSTALLATION COMPLETE** —



# General warning for cargo carriers

---

1.1 Hyperax assumes no liability for injury to persons, damage to movable or immovable property, loss of profit, or any other loss or damage caused by the improper mounting or use of the carrier, including but not limited to mounting or use in conflict with the assembly instructions, mounting instructions or any other instructions given, in writing or verbally, by Hyperax or a Hyperax dealer.

1.2 The carrier and its parts must not be modified in any way.

1.3 Read all of the instructions and warranty information carefully before mounting and using the carrier.

1.4 For your own safety, you should only use roof racks that are authorized for use with your vehicle. For roof racks that do not specify the distance between the front and rear crossbars, the distance shall be at least (21.7 inch / 55 cm) or as large as possible.

1.5 Please note that changes to the rack attachment system are not permissible. Check attachment hardware and load for tight fit and function.

1.6 Do not exceed the maximum load specified for the car roof and roof rack or the maximum load recommended by the vehicle manufacturer.

1.7 Load shall be uniformly distributed with the lowest possible center of gravity. Load should not substantially extend beyond the loading surface of the roof rack.

1.8 Boat loading and longer Loads must be secured with bow and stern tie downs which are sold separately.

1.9 The speed driven must be suited to the load transported and to official speed limits. In the absence of any speed limits, we recommend a maximum speed of 80 mph (130 km/h).

1.10 When transporting any load, the speed of the vehicle must take into account all conditions such as the state of the road, the surface of the road, traffic conditions, wind, etc. Off-road driving is not permitted and could result in damage to your vehicle or your load.

1.11 The cargo carrier should be carefully cleaned and maintained, particularly during the winter months. Periodically inspect cargo carrier for damage. Replace lost, damaged or worn parts. Use only original spare parts obtained from authorized dealers or manufacturer. Any changes made to the cargo carriers as well as the use of spare parts or accessories other than those supplied by the manufacturer will void the manufacturer's warranty and liability for any material damage or accidents. Spare parts can be purchased from manufacturer via email at [warranty@hyperax.co](mailto:warranty@hyperax.co) to ensure that you receive the spare parts quickly, please provide the relevant product details and the serial number when making an inquiry.

1.12 Do not attempt to fit the carrier in any other way than the way shown in the mounting instruction.

1.13 Check tightness of all bolts and knobs periodically.

1.14 When extra gears are mounted on the cargo carriers, additional straps maybe needed.



# Hyperax Limited Lifetime Warranty

---

Please be noted that this warranty is based on the purchaser with original retail price on a receipt or invoice (named "original purchaser"). Should this product transfer and/or sell to other person, warranty terminates. This product is solely available with personal, family and household use. It cannot be used for business or commercial purpose. We only warrant Hyperax-branded products against defects in manufacturer or delivery for the original purchaser during warranty time period specified below. If defects are believed to be caused by manufacturer or delivery after inspection by our technicians, Hyperax will remedy defects with repair or replacement, at Hyperax's option, without any charge subject to this warranty. In some cases, Hyperax may not repair or replace a defective product, at Hyperax's option, and instead issue either a refund equal to the purchase price paid for the product, or a credit to be used toward the purchase of new Hyperax products or components.

This warranty does not cover:

1. Problems result from normal wear and tear (including, but not limited to, scratches, dents, tears, or materials oxidation of surfaces, or natural breakdown of colors over extended time and use)
2. Commercial use, accidents, unlawful vehicle operation, or modifications or repairs not performed or authorized by Hyperax.
3. Products are not used properly with Hyperax instructions or warnings.
4. Circumstances go beyond Hyperax's expectation including, but not limited to, extreme weather events, theft, misuse, overloading, or failure to assemble, mount or use the product.
5. Any damage to non-Hyperax products transported using Hyperax products or used to connect Hyperax products.

Limitation of Liability:

Repair or replacement of a defective product or the issuance of a refund or credit (as determined by Hyperax) is the original purchaser's exclusive remedy according to this warranty. Damage or injury to the original purchaser, to his or her vehicle, cargo, or property, and/or to any other person or property is not covered by this warranty. This warranty is clearly made in lieu of any and all other express warranties, no matter oral or written. Hyperax's sole liability to any purchaser is limited to the remedy set forth above. In no event will Hyperax be liable for any lost profits, lost sales, or for any consequential, direct, indirect, incidental, special, exemplary, or punitive damages or for any other damages which were not directly and clearly caused by a defective product.

File A Claim:

We are sorry to hear that you are having difficulty in your product. Before contacting us, please have the following items ready, and send to [warranty@hyperax.co](mailto:warranty@hyperax.co) or [contact our official Hyperax facebook page](#).

(For purchase made at a Hyperax dealer, please contact the dealer where you purchased your product for support.)

1. Proof of purchase, as a receipt with original price and purchase date
2. Issue description like how it happened and what caused it
3. Close-up photos of the issue
4. Photos of the entire product (front, rear and sides)
5. A photo of product serial number

We will reply to you for immediate help soon.



# Sport Roof Cargo Carrier

Model : SRCCL 61.5 x 43.5 x 6.5 in  
( 155 x 110 x 17 cm )

SRCCM 50 x 37.5 x 6.5 in  
( 126.5 x 95 x 17 cm )

Thank you for purchasing products from Hyperax.  
Please visit our Facebook page for customer service  
and to get your limited lifetime warranty registration.  
We will also post all our future events and products  
on Facebook page and Instagram!

