


View the visuals below to see how easy it is to level the vanity using the leg levelers provide in the visual steps below.

Please note, the adjustable leg levelers may not be required for your vanity. If needed, the leg levelers can either be pre-installed or found within a box inside one of the vanity drawers.

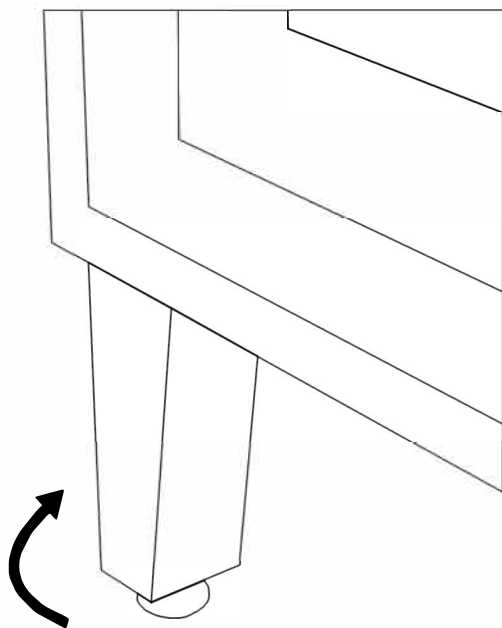


You may require a level tool or another device that will confirm whether the vanity is leveled.

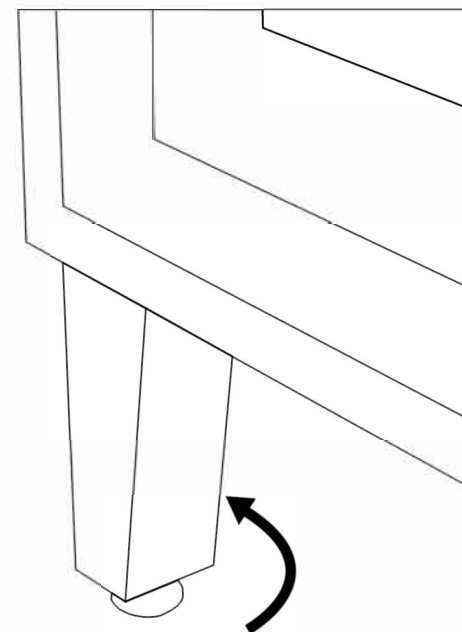


Check to see if the vanity is leveled by measuring front to back and side to side. Remember, all legs should touch the floor evenly without the vanity rocking or tilting.

If you need to raise the vanity, rotate the leg leveler clockwise



If you need to lower the vanity, rotate the leg leveler counter-clockwise



It may take several adjustments to get your vanity leveled.
You are now all set to enjoy your new vanity.