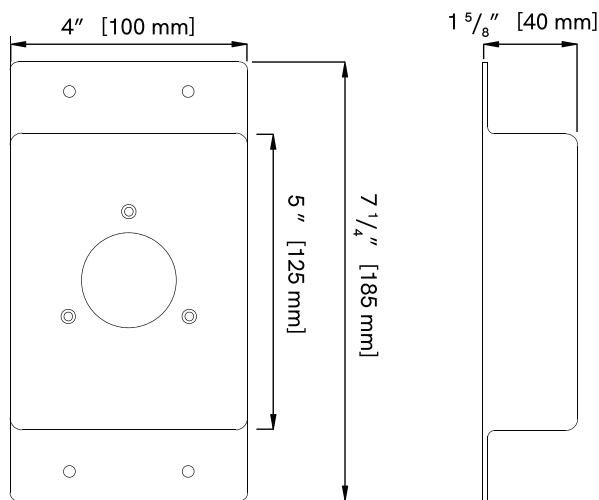


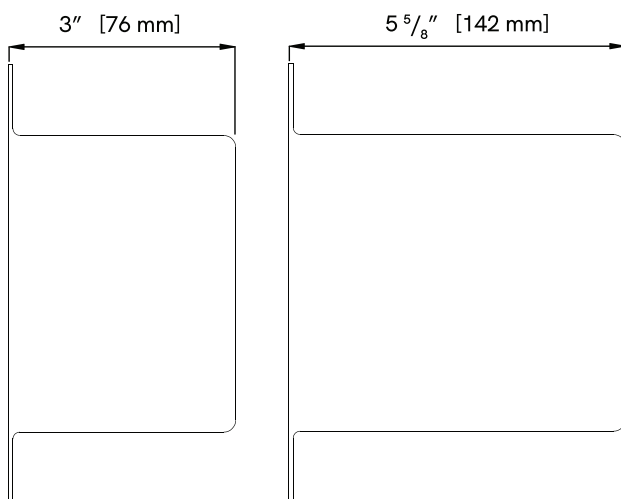
# Stainless Steel Mounting Box - V1+

MB-SSBOX-1A -1B -1C



FRONT VIEW

MB-SSBOX-1A



MB-SSBOX-1B

MB-SSBOX-1C

For new construction. Use for a faster, better weather-proofed installation for all siding types. 100% stainless steel will last decades. Welded edges and brushed finish. Use with liquid or tape flashing for additional protection. Includes machine screws.

- Best for new construction
- Provides a flat, weatherproof mounting surface
- High-quality marine-grade stainless steel with welded seams and a matte brushed finish
- Available in 3 depths: 1.5", 3", 5.5"

<b>Compatibility</b>	Hydrant V1/V1+, Marine Deck-wash, Universal Hydrant, RV City Water Inlet
<b>In the box</b>	Mounting Box, x5 M4.5 x 40 mm Cone head machine screws, x3 M4 x 25 mm Phillips countersunk head screws
<b>Install Required</b>	Yes
<b>Model</b>	V1+
<b>Siding Rough-In Dimensions</b>	4" x 5"
<b>Material</b>	Stainless Steel
<b>Warranty</b>	10 Years
<b>SKU</b>	MB-SSBOX-1A, MB-SSBOX-1B, MB-SSBOX-1C

## Care & Maintenance

Gently clean with warm water and a mild liquid detergent to remove any dirt or debris. Do not use steel wool to clean stainless steel.

# Stainless Steel Mounting Box - V1+

MB-SSBOX-1A -1B -1C


## Installation



1) Secure mounting box to sheathing.



2) Use flange clearance holes to attach to sheathing. Ensure the box is installed level. Flange may be covered with liquid or tape flashing for weatherproofing. Install flange under rainscreen and siding layers. Flange should not be visible when complete.



3) Attach hydrant to the mounting box with included machine screws.