


SIMPLY CONSERVE

LED LINEAR HIGH BAY

L135HBL250D



The LED Linear High Bay Series offers leading-edge efficacy and scalability for high-ceiling applications such as warehouses, distribution centers, manufacturing facilities and big box retailers. Measuring just 12 5/8" x 24", the LED luminaires deliver the high lumen output associated with traditional fluorescent and HID high bays in a form factor one-quarter the size.



PRODUCT FEATURES OVERVIEW



**BEAM
ANGLE**



**50,000
HOURS**



**EASY TO
INSTALL**



**FLICKER
FREE**



**SLIM
DESIGN**



5-YEAR LIMITED WARRANTY*

*AM Conservation Group, Inc. guarantees to the original purchaser or recipient of this lamp that it is free from defects in material and workmanship for five years from the date of purchase. Warranty is limited to repair or replacement of the lamp. Lamps being returned must include proof of purchase.

Rated Power (W):	135W
Color Temp (CCT):	5000K
Typical Lumens (lm):	18,000 lm
Efficacy (lm/w):	133 lm/w
Beam Angle:	100°
Operation Temperature:	-4°F to 104°F
Storage Temperature:	-4°F to 104°F
Input Voltage (V):	120-277V
Power Factor:	>0.9
THD:	5.44%
Ignition Time:	Instant On
Line Frequency:	60 Hz
Dimmable:	0-10V
Safety Certification:	ETL

- Over 130 lumens / watt
- Indoor damp-rated
- Mounting hardware included
- This product is rated for indoor use only
- 100-277VAC 50-60Hz
- Lightweight slim design
- Operates at 130 lumens per watt
- Mounting hardware included (whip, hangers and chain)
- Driver standard with 0-10V dimming (pre-wired)
- 5000K color temperature with 80+ CRI
- Sensors are available

LED LINEAR HIGH BAY | L135HBL250D

SPECIFICATIONS BY MODEL

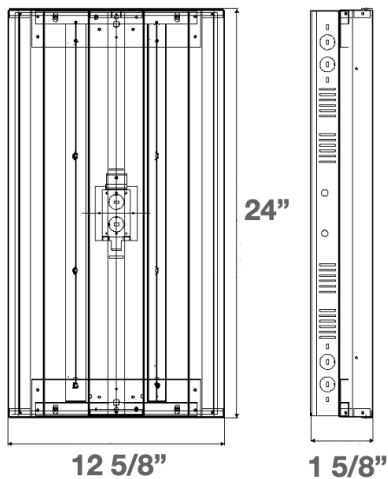
ITEM #	WATTS	CCT	LM	CRI	VOLT	LIFETIME	DLC LISTED	CASE QTY
L135HBL250D	135W	5000K	18000	>80	120-277v	50,000 Hrs.	Yes	1

MODEL SELECTION

FAMILY	WATTAGE	TYPE	SIZE	CCT.	OPERATION
L = LED	135 = 135W 174 = 174W 223 = 223W	HBL = High Bay Linear HBU = High Bay UFO	2 = 2FT 4 = 4FT	30 = 3000K 40 = 4000K 50 = 5000K	D = Dimmable

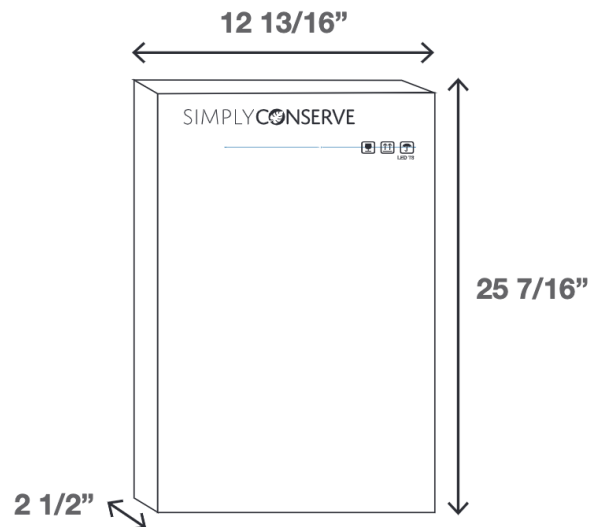
DIMENSIONS

PRODUCT



PACKAGING

Case



1/Master Case



Net WT: **9.5 LBS**
Gross WT: **9.5 LBS**