



Table |chamfer|

Table

The elegant design is a haven of peace in the room and allows creative freedom through its restrained yet self-confident appearance. The delicate silhouette and flat materials create additional space with ease. As a table, it brings people together and becomes a representative for sustainability and innovative material cycles in social circles.

The |chamfer| dining table benefits from the modular system of the series. The table can be flat packed based on identical parts and the dividable tabletop. It can thus also be stored as garden furniture to save space during the cold season.

Dimensions: 120/140/160 x 85 x 72 cm (length x width x height)

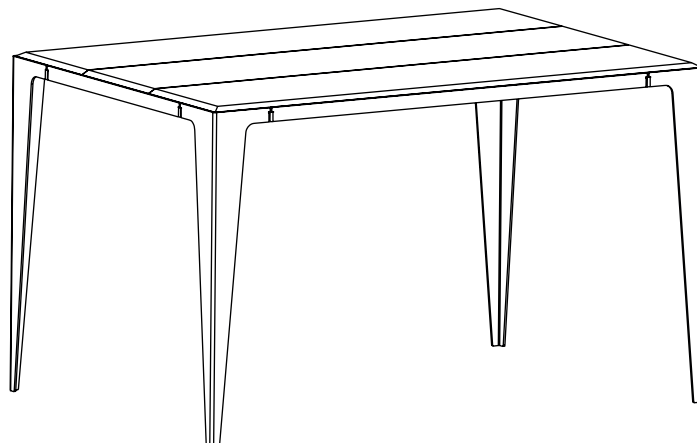
Material: Neolign® (>83% wood content) | 4 mm sheet steel (powder-coated)

Neolign®


Neolign® is a circular, natural, innovative and industrial wood-based material. It has a natural fiber content of over 83% as a by-product from industrial wood processing and recyclable plastic. Cradle to Cradle describes a concept that brings ecology and economy into a synergetic harmony. This unique circular system guarantees 100% loss-free recycling. The result is a harmoniously changing cycle – just like in nature.

Packaging


Creating a sustainable product means thinking through the entire process holistically. When packing, we make sure that we do not use plastic and rely on recycled materials. Tools and screws are packed in recycled kraft paper bags and sealed with stickers. Our stickers and greeting cards are made from grass paper and this assembly instruction is printed on recycled paper.




CONTENT



2 x Neolign® board (outer parts)



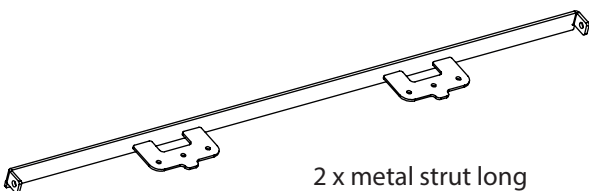
1 x Neolign® board (middle part)



4 x metal leg



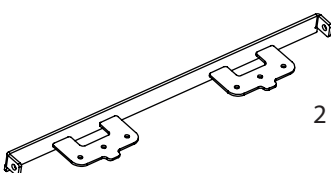
24 x wing screw



2 x metal strut long



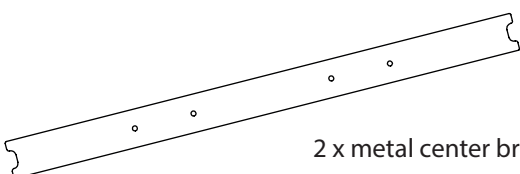
8 x screw



2 x metal strut short



8 x nut



2 x metal center brace



2 x flat washer (if needed)



4 x scratch protection



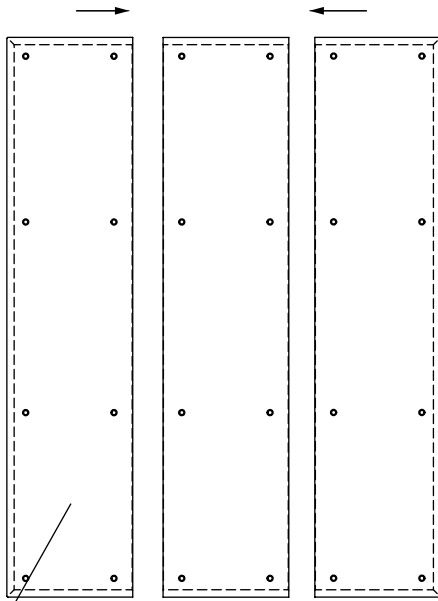
1 x set of tools

Insight:

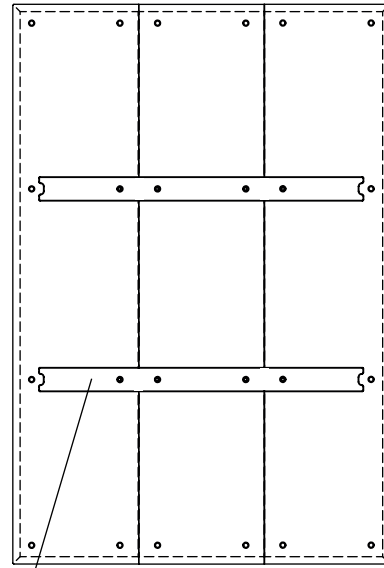


The arrow-shaped contact surfaces are small miracle parts. They are the same for all furniture and allow a variety of furniture type configurations. This small part is iconic for the tool character of the furniture. We do not hide any screws and use standardized construction tools to make the design understandable. Use the respective hole in the arrow-shaped overlay above the drill hole in the Neolign® board and use the screws to connect the two.

ASSEMBLY

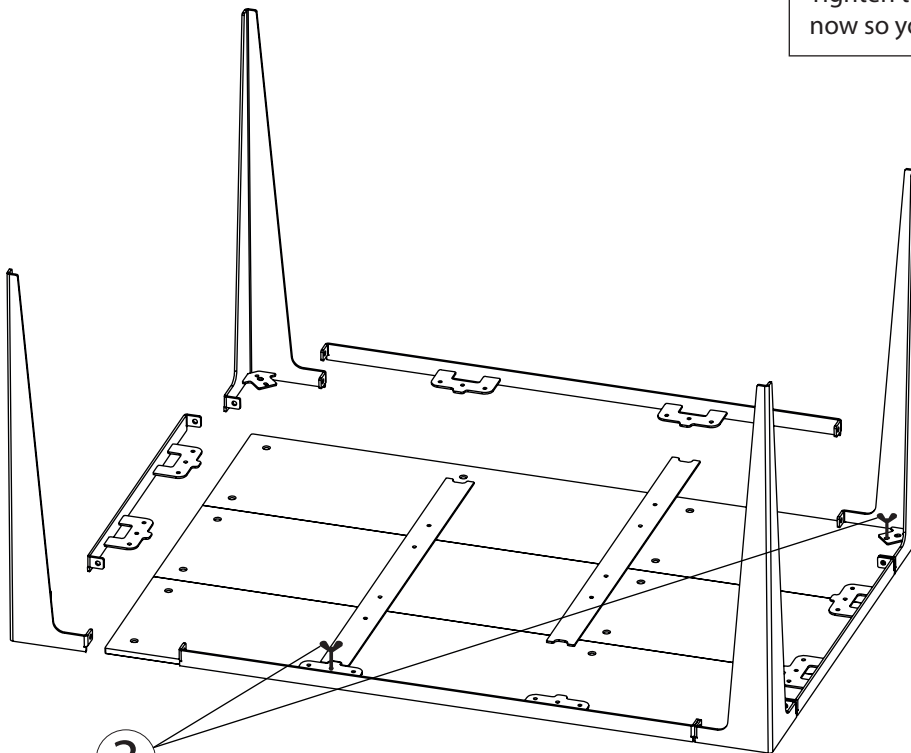


1 Place the Neolign® boards on a flat surface with the screw holes facing up. Make sure the beveled edges of the boards are on the outside, with the boards aligned together.

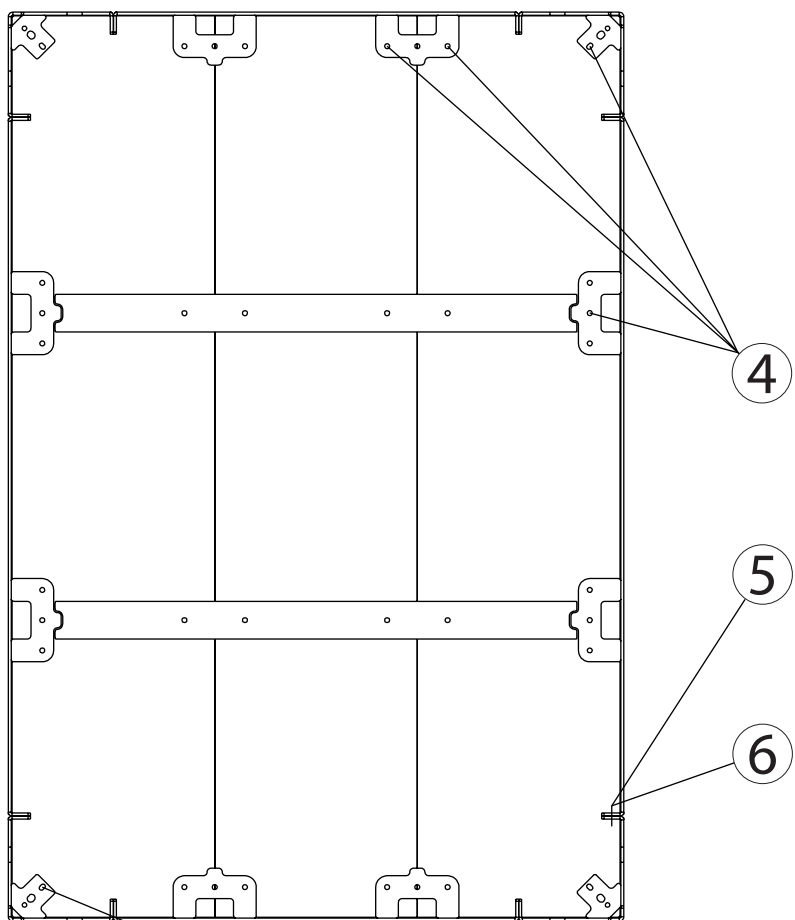


2 Align the boards flush and connect them to form a panel using the two center braces and the wing screws.

NOTICE
 Tighten the wing screws slightly for now so you can readjust later.



3 Place the individual rack parts on the tabletop and align them by screwing them on with wing screws. Tighten them slightly for now as well so you can readjust later.



Attach 4 wing screws to each of the short sides, 2 to each of the long sides and one to each of the corners.



Connect the individual rack parts by using the screws and nuts.



Use the tool provided to tighten the nuts and bolts completely with gentle force.

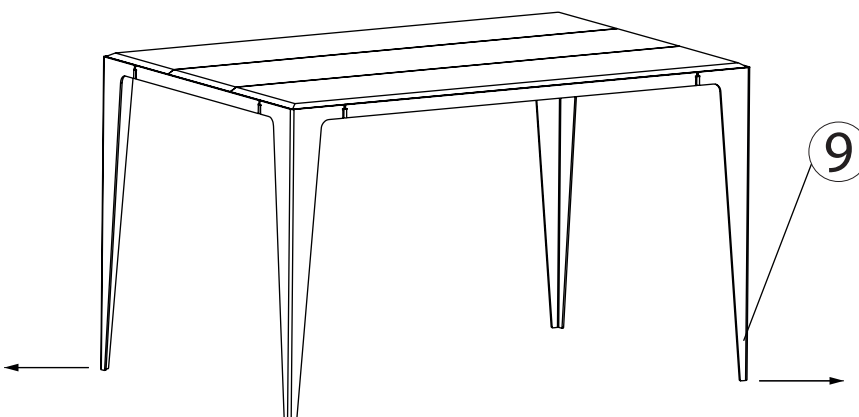
NOTICE
 For a clean profile, the table legs must be flush with the struts.

7

After everything is aligned, fully tighten all screws with gentle force.

8

Place the furniture on its legs carefully. Avoid putting weight on only two legs. Ask a second person for help if needed.



9

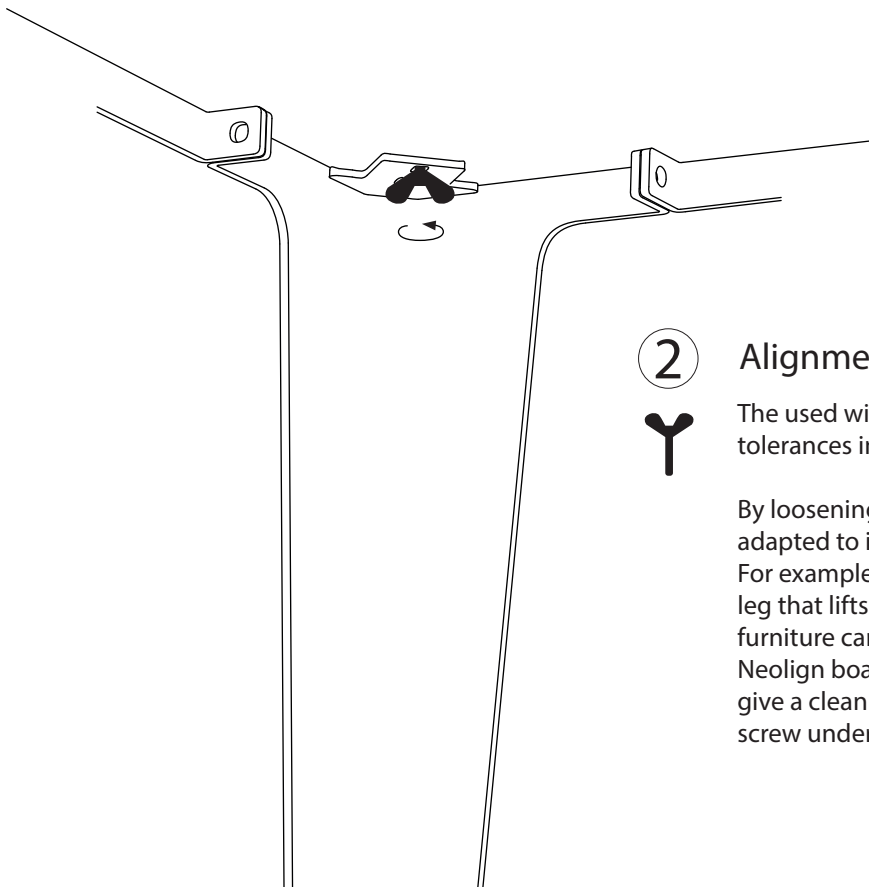
For a firm stand, gently pull all four steel legs outward with a slight jerk.

WYE HACKS

The series |chamfer| is a static miracle. The design enables the furniture to adapt to the surfaces and loads like a skeleton. Each strut and screw serves its purpose to create a delicate yet highly resilient piece of furniture. If your furniture should wiggle due to unforeseen tolerances, you can balance the construction with the washers.

1 Firm stand

Counteract possible wobbling and ensure a firm stand by gently pulling all four steel feet outwards with a slight jerk.



2 Alignment



The used wing screws allow you to counteract tolerances in many ways.

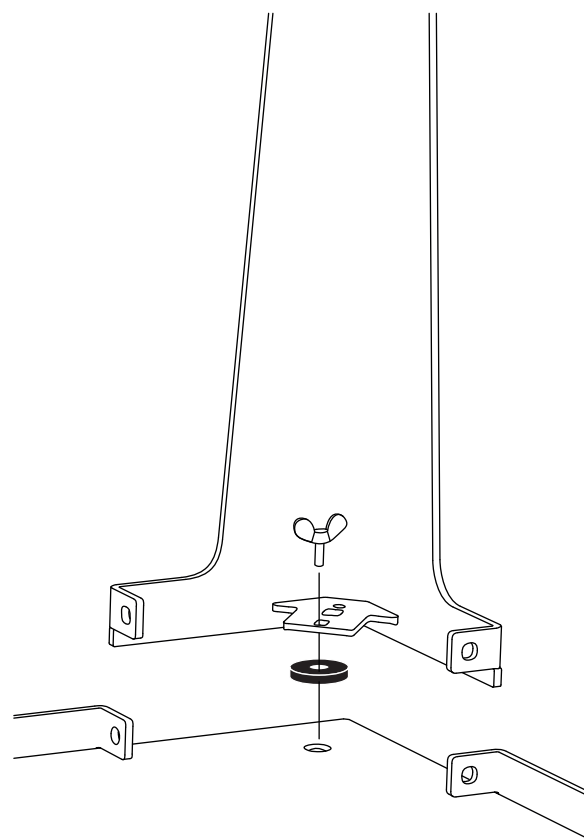
By loosening them slightly, the furniture can be adapted to individual circumstances. For example, if you loosen the wing screw on the leg that lifts off the floor, a slight wobbling of the furniture can be avoided. This also helps if the Neolign boards lying next to each other do not give a clean profile. To do this, loosen the wing screw underneath the board that is a little lower.

3 Uneven surfaces



With the help of the enclosed washers, it is possible to compensate stronger tolerances in wiggling. Proceed as follows:

1. Set up the furniture and determine the feet that are not touching the floor. Usually, these are the two diagonally corners.
2. Turn the furniture upside down and loosen the wing screws on those feet. Ask a second person for help to flip the furniture around if needed. Gently lift the leg and place the washer between the Neolign® board and the leg.
3. Tighten the wing screw with gentle force as usual.
4. Flip the furniture back on its feet. Ensure a firm footing by gently pulling all four steel feet outwards with a slight jerk.

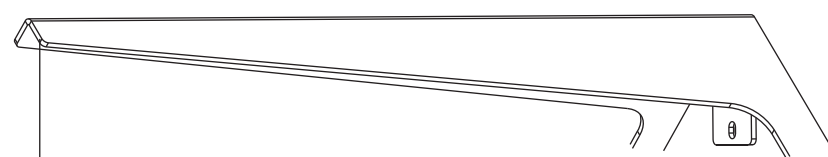


4 Scratch protection

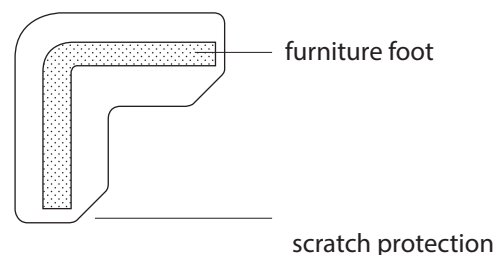


The WYE scratch protection for our furniture consists of 100% fine Merino sheep's wool from Germany and is processed in Austria for us. The merino wool is characterized by its excellent quality and biodegradable.

The scratch protection not only protects sensitive surfaces, but also prevents the furniture from wiggling on uneven surfaces, like flagged floors in outdoor areas.



Remove the protective adhesive film from the scratch protection and stick it to the underside of the furniture base with the adhesive side facing up. Place the scratch protection in the middle so that the felt protrudes on both sides.



NOTICE

We recommend Neolign® Care for the stain-free use of our furniture. It works well with Neolign® and all types of wood indoors and outdoors. It is an environmentally friendly, weather-resistant, and highly water-repellent coating based on natural oils.