





ASSEMBLY INSTRUCTIONS | DRIFT NESTING COFFEE TABLE (SET OF 2)

HARDWARE CHECKLIST		
A		Bolt JCBC M6x25mm (9 pcs)
B		Flat Washer M6x18mm (9 pcs)
C		Spring Washer M6m11 (9 pcs)
D		Allen Key (1 pc)

