



**MANUAL FOR R,X AND S
SERIES
WATCH WINDERS**

CATALOGUE

Introduction	2
1. Features	3
2. Optional Plug	4
2.1 Power	4
2.2 Images for R,X and S series	5
3. Four Rotation Modes	5
4. Malfunction&Solutions	6
5. Friendly Reminder	8
6. Contact	8

Introduction


Congratulations on your purchase of DUKWIN® watch winder. Please review this quick start guide so that your automatic watch will benefit fully from the features that have been engineered into this product.

This appliance can be used by children aged from 8 years and above and persons with reduced physical, sensory or mental capabilities or lack of experience and knowledge if they have been given supervision or instruction concerning use of the appliance in a safe way and understand the hazards involved. Children shall not play with the appliance. Cleaning and user maintenance shall not be made by children without supervision. Appliance is only to be used with the power supply unit provided with the appliance.

1. Features



1 TPD Switch:
Mode 1~4



2 Adaptor Port
ON/OFF Button



3 Winding Area



4 Storage Cases



- ① Acrylic Glass
- ② Watch Cushion and Mount
- ③ Rotation Knob
- ④ Extra Storage Cases
- ⑤ Lock
- ⑥ Main Power Switch-on / Off
- ⑦ Power Plug Port
- ⑧ Piano Lacquer Finish
- ⑨ Adjustable Pillow

2. Optional Plug

2.1 Power

This module watch winder comes with a power adapter (AC/DC3.0-volt. 1.2A output)

Note:

1. Battery is only applicable for S120 series, X123 series, R246 series and S240 series.

2. Battery Case is on the bottom of winder.

3. Batteries type: #2 (not included)

4. Never use any unauthorized power adapter. Otherwise the machine will be burnt out.

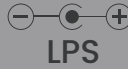
Power supply: AC Adapter(US/UK/AU/EU)

Switching Power Supply

MODEL:AP06-030I20UP

I/P:AC 100-240V 50-60Hz 0.2A

O/P:DC 3V, 1.2A



I.T.E POWER SUPPLY

MADE IN CHINA

FOR HOME OR OFFICE USE ONLY

Shenzhen Sunshine Technological Co.,Ltd.



US Standard



EU Standard



UK Standard



AU Standard

2.2. Images for R,X and S series

R Series



R2461B



R2462B



R2461EB



R2462EB



R3672B



R3671EB



R3672EB



R3671B



R4892B



R4891EB



R4892EB



R4891B

S Series



S1202EB-S



S1202EB



S1202B-S



S1202B



S2402EB

X Series



X1231B



X1232B

Note:

This manual is suitable for all the above watch winder series.

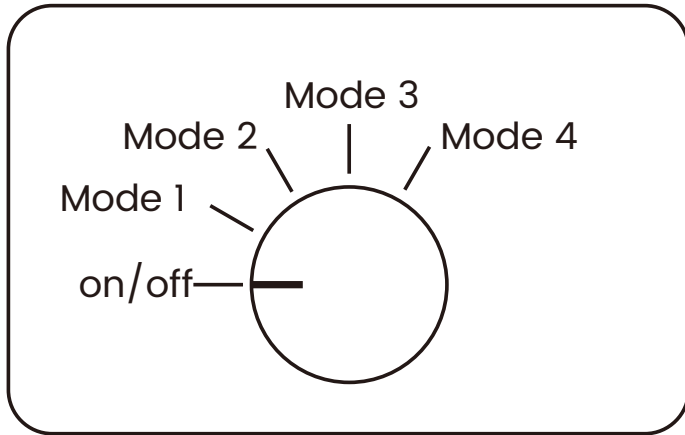
3. Four Rotation Modes

Mode 1: Turn clockwise. Rotate for 2 minutes and rest for 6 minutes then repeat. (approximate 650 Turning Per Day).

Mode 2: Turn counter-clockwise. Rotate for 2 minutes, then rest for 6 minutes, then repeat. (approximate 750 Turning Per Day).

Mode 3: Turn both clockwise and counter-clockwise. Rotate for 2 minutes in one direction, then rest for 6 minutes. Rotate for 2 minutes in the opposite direction and then rest for 6 minutes. Repeat above cycle. (approximate 850 Turning Per Day).

Mode 4: Turn both clockwise and counter-clockwise. Rotate for 5 minutes in one direction and then rotates in the opposite direction for 5 minutes. Repeats continuously for 3 hours, and then rests for 9 hours. After the 9th hour, it will begin the above cycle again.(approximate 1000 Turning Per Day).



Note:

Do not take out the watch when winder is working, so as not to damage the watch box and your watch.

4. Malfunction & Solutions

If the watch winder can not be turned on or rotated when you receive the parcel, there might be the plug, motor or circuit board issue due to bad transportation, it can be fixed according to change the accessories, kindly contact our CS team for help, we will guide you how to change the motor or circuit board. See the link here:

[YouTube: https://www.youtube.com/watch?v=-o5kCwZlp5gt](https://www.youtube.com/watch?v=-o5kCwZlp5gt)

5. Friendly Reminder

This is to notify you that if unfortunately you don't like our product or item arrived on DOA (broken on arrival), please keep the original packing for some days instead of throwing them away immediately as you might return the item after few days.

Why do we need to remind you this?

See the reason here: the returned winder we received is always broken in slag when customer didn't use the original packing when sending back to us and finally they could only be destroyed . So we hope you could help us on this matter to use the original packing to protect them well, then decrease the loss to protect the environment when we have the only way to destroy the broken items.

Thank you for your cooperation in advance.

6.Contact

If we don't answer your question here, then email us at below:

For our website: support@dukwinwatchwinders.com

After-sales for other selling platform : dukwinwatchwinder@gmail.com

Whatsapp: +1 6315455745

