



## DK01 SERIES WATCH WINDER MANUAL

# CATALOGUE

<b>Introduction</b> .....	2
<b>1. Power</b> .....	3
1.1 Optional Plug .....	3
<b>2. The back of the watch box</b> .....	4
<b>3. Watch Cuff</b> .....	4
<b>4. How To Use The Watch Cuff</b> .....	4
<b>5. Controls</b> .....	5
<b>6. Program Setting</b> .....	6
6.1 Winding Program for Manual Control Watch Winder .....	6
6.2 Winding Program for LCD Remote Control Watch Winder .....	6
<b>7. Contact</b> .....	7


# Introduction

Congratulations on your purchase of this watch winder. Please review this quick start guide so that your automatic watch will benefit fully from the features that have been engineered into this product.

This appliance can be used by children aged from 8 years and above and persons with reduced physical, sensory or mental capabilities or lack of experience and knowledge if they have been given supervision or instruction concerning use of the appliance in a safe way and understand the hazards involved. Children shall not play with the appliance. Cleaning and user maintenance shall not be made by children without supervision. Appliance is only to be used with the power supply unit provided with the appliance.

# 1 Power

1. The models for DK018SK - DK048SK watch winders comes with a power adapter (AC/DC3.0V-volt. 1.2A output) and will also run on two "D" cell batteries.



Battery Case



(Package not including batteries)

2. The models for DK068SK , DK098SK, DK128SK watch winders comes with a power adapter (AC/DC5.0V-volt. 2A output)

## 1.1 Optional Plug

Power supply: 3V AC Adapter(US/UK/AU/EU)

Switching Power Supply

MODEL: AP12-050200UP

I/P: AC 100-240V 50-60Hz 0.2A

O/P: DC 3V, 1.2A



LPS



I.T.E POWER SUPPLY

MADE IN CHINA

FOR HOME OR OFFICE USE ONLY

Shenzhen Sunshine Technological Co.,Ltd.

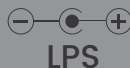
Power supply: 5V AC Adapter(US/UK/AU/EU)

Switching Power Supply

MODEL: AP12-050200UP

I/P: AC 100-240V 50-60Hz 0.28A

O/P: DC 5V, 2A



LPS



I.T.E POWER SUPPLY

MADE IN CHINA

FOR HOME OR OFFICE USE ONLY

Shenzhen Sunshine Technological Co.,Ltd.

**Note:**

Never use any unauthorized power adapter or not up to specification power adapter.

## 2 The back of the watch box



**Pause Switch:**

When you turn on the "pause switch" and open the lid, all drums will immediately stop rotating. When you turn off the "pause switch" and open the lid, all drums continue rotating.

**LED Light:**

Each watch box is embedded in the LED light strip, allowing owners to check the status of the watch more convenient and viewing better.

## 2 Watch Cuff

This unique patent design is best match for different size of watch bracelet / wrist.

It can fit max 53mm watch dial, watch thickness is up to 20mm, and the bracelet/ wrist limited from 35 - 62mm.



## 4 How To Use The Watch Cuff

**Step 1:** Remove the cuff from the winder drum by pulling on the two tabs.

**Step 2:** Close the strap or bracelet of your watch.

**Step 3:** Compress the cuff, and slide your watch over the cuff, watch dial facing outward.

### NOTES:

If your watch strap is too short, you can push out the detachable parts at the bottom, and then follow the steps to put the watch inside. Push the cuff into the drum until it locks into place, an audible click will be heard.

## 5 Controls

1. Manual Control TPD Selection Knob design is suitable for the model DK018SK, DK028SK, DK038SK and DK048SK



DK018SK



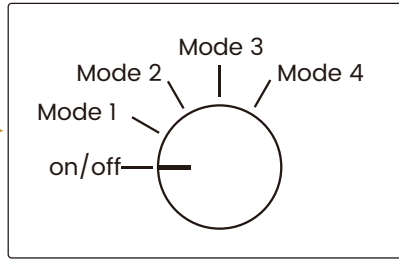

DK028SK



DK038SK



DK048SK



2. Manual Control TPD Selection Knob design is suitable for the model DK018SK, DK028SK, DK038SK and DK048SK



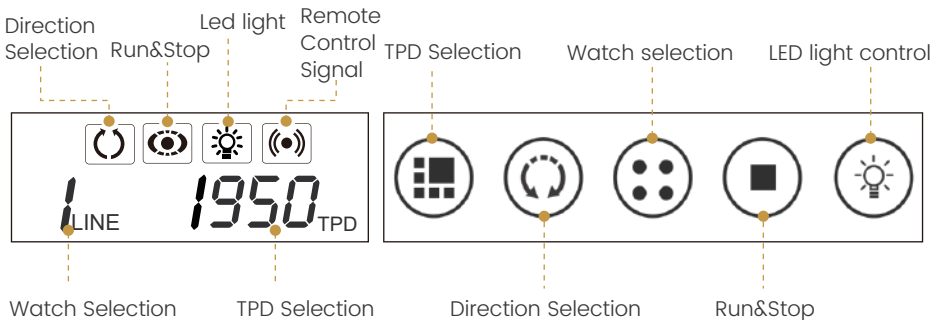
DK068SK



DK098SK



DK128SK

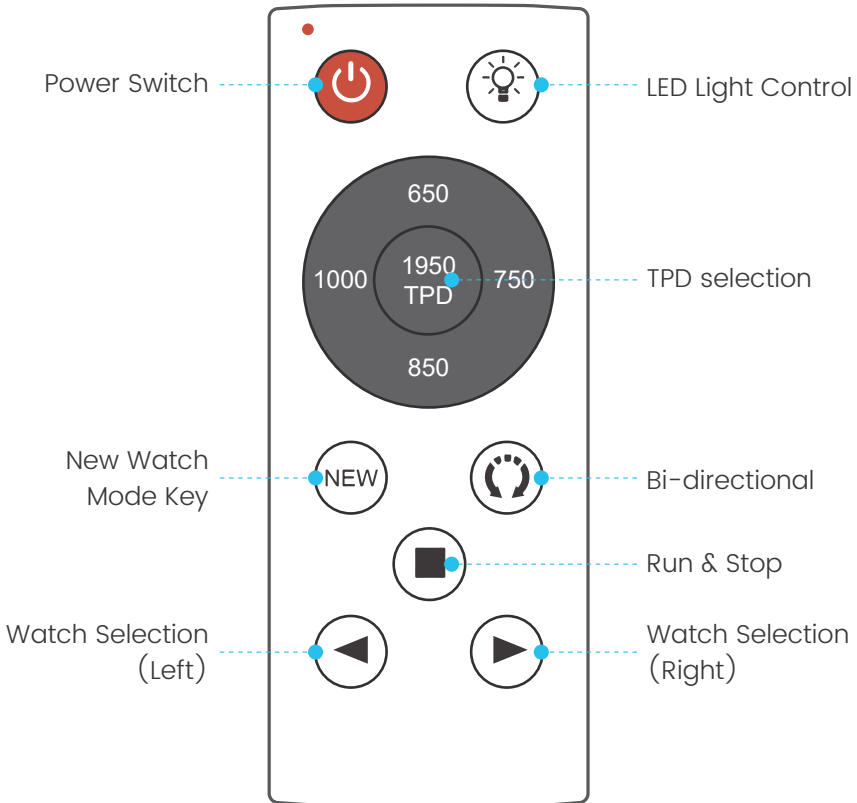


### 3. LCD Backlit

The LCD backlight assists users to read the LCD. It will be activated when the power switch on, either the lid open or program have been manipulated. In order to save power, the backlight will automatically turn off when there is no input detected for about 10 seconds.

### 4. Remote Control

(Remote control range up to 5 meters)





## 6 Program Setting

### 6.1 Winding Program for Manual Control Watch Winder

(Suitable for the model DK018SK, DK028SK, DK038SK and DK048SK)

**Mode 1:** Rotate 2 minutes clockwise, rest for 6 minutes, cycle repeat

**Mode 2:** Rotate 2 minutes counter clockwise, rest for 6 minutes, cycle repeat

**Mode 3:** Rotate 2 minutes clockwise, rest for 6 minutes, Rotate 2 minutes counter clock-wise, rest for 6 minutes, cycle repeat

**Mode 4:** Rotate 5 minutes clockwise, rotate 5 minutes counter -clockwise, repeat above for 3 hours, rest for 9 hours, cycle repeat.

### 6.2 Winding Program for LCD Remote Control Watch Winder

(Suitable for the model DK068SK, DK098SK, DK128SK)

For LCD Remote Control Watch Winder				
TPD	No.of Cycle	Working Time for 10 Cycles( Seconds)	Stop Time (Seconds)	Cycle Period
650	10	60	467	527
750	10	60	395	455
850	10	60	345	405
1000	10	60	250	310
1950	10	60	175	235

Default working modes: 24 Hours, working for total 12 hours and rest for total 12 hours

#### Note:

There is no magic number of rotations that will wind your watch. Things such as how active you are, how many complications your watch has, how frequently you use the chronograph function, how frequently you wear your watch, the watch make, how long it has been since it was last serviced and a host of other variables will impact what your watch requires to stay wound. And a watch winder won't wind a watch that is fully stopped. So, you need to manually wind the timepiece to get it running first. You will have to make this determination by trying the various settings.

**Note:**

- Please do not remove or insert a watch during operation.
- Please do not move the turntables by hand at any time.
- Please make sure A/C connection is out if you don't use the watch winder for a longer time period.
- Application temperature is during 0°C - 40°C.
- The watch winder should be placed far away from any magnetic objects.

## 7 Contact

If we don't answer your question here, then email us at below:

For our website: [support@dukwinwatchwinders.com](mailto:support@dukwinwatchwinders.com)

After-sales for other selling platform : [dukwinwatchwinder@gmail.com](mailto:dukwinwatchwinder@gmail.com)

Whatsapp: +1 6315455745

