

Hallo, hier ist Home Assistant Green



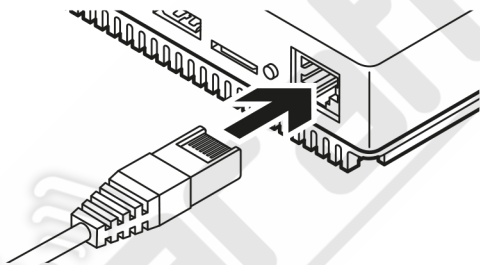
Weitere Informationen zum Einstieg
findest du unter green.home-assistant.io

Vielen Dank für die Unterstützung
des Home Assistant Projekts!



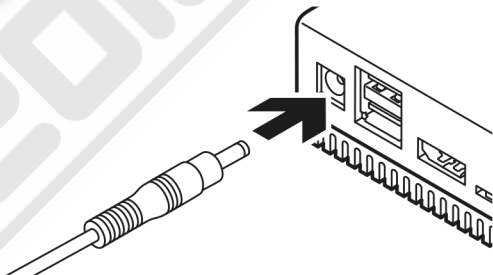
1

Verbinde das Ethernet-Kabel von Home Assistant Green mit deinem lokalen Netzwerk-Router oder Switch.



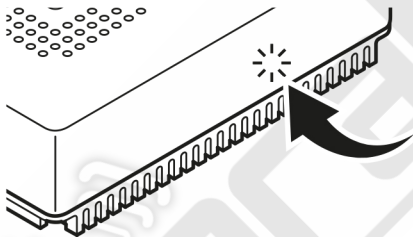
2

Stecke das Netzkabel in den Home Assistant Green und schließe es an einen Stromanschluss an.



3

Warte ein paar Minuten, bis das gelbe Licht regelmäßig zu blinken beginnt.



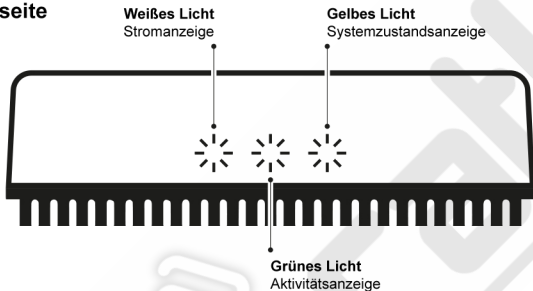
4

Lade die Home Assistant-App auf dein Tablet oder Telefon herunter, oder öffne <http://homeassistant.local:8123> in deinem Browser.

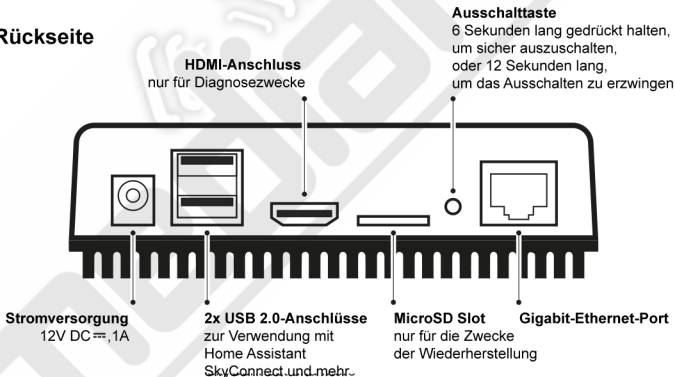


Google Play und das
Google Play Logo sind
Marken von Google LLC.

Vorderseite



Rückseite



Hello, this is
**Home Assistant
Green**



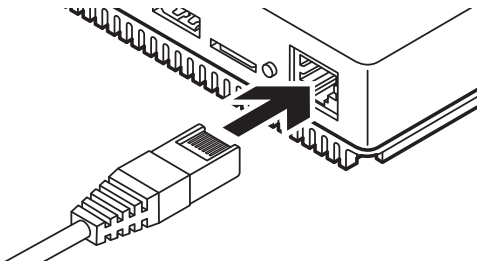
For more information getting started,
visit green.home-assistant.io

Thanks for supporting the
Home Assistant project!



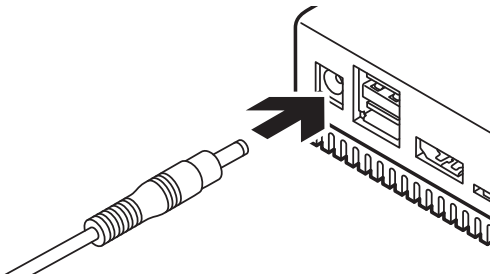
1

Connect the Ethernet cable from Home Assistant Green to your local home network router or switch.



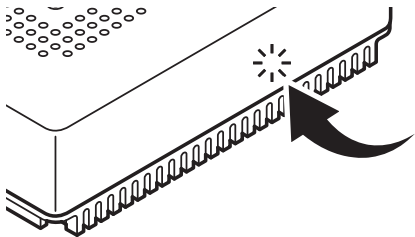
2

Plug the power supply cable into Home Assistant Green and connect it to a power outlet.



3

Wait for a few minutes until the yellow light starts blinking regularly.



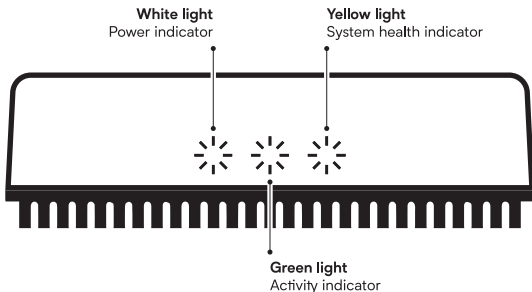
4

Download the Home Assistant app on your tablet or phone, or open <http://homeassistant.local:8123> in your browser.



Google Play and the Google Play logo are trademarks of Google LLC.

Front



Back

