



User Manual

Model: H70B1
Govee Curtain Lights

Safety Instructions

- Move all cribs, beds, furniture and toys away from the lights. Do not tie the bottom of the string lights and form loops as this could wrap around a child's neck and cause SUFFOCATION.
- This product is rated as IP65 Waterproof. It can be used outdoors but cannot be immersed in water.
- The power adapter is rated as IP44 Waterproof. It can be used outdoors but cannot be rinsed or immersed in water.
- The internal light sources of the light bars and strip light cannot be replaced. If the light sources sustain damage, the product should be replaced.
- Do not allow children to assemble and install this product without adult supervision.
- Avoid installing this product near major heat sources.
- External dimmers cannot be used with this product.
- Use this product with the provided power adapter only.
- To reduce the risk of strangulation the flexible wiring connected to this luminaire shall be effectively fixed to the wall if the wiring is within arm's reach.
- Keep all strip lights out of the reach of children.


Introduction

Thanks for choosing Govee Curtain Lights. The string lights are easy to install and can be used both indoors and outdoors. They can not only be used in/on curtains, bedrooms, bushes, dormitories, yards, balconies or any other places for lights and decoration, but also can be applied during holidays like Christmas, Valentine's Day and Halloween. With the DIY mode and Music mode, you can also design your own lighting effects and bring more fun to your parties.

What You Get

Item	Quantity
Curtain Light	1
Adapter	1
User Manual	1
Service Card	1

What's in the box



1.5m*2m Lights String × 1



× 10

G4 hooks



× 4

Seamless Nails



× 1

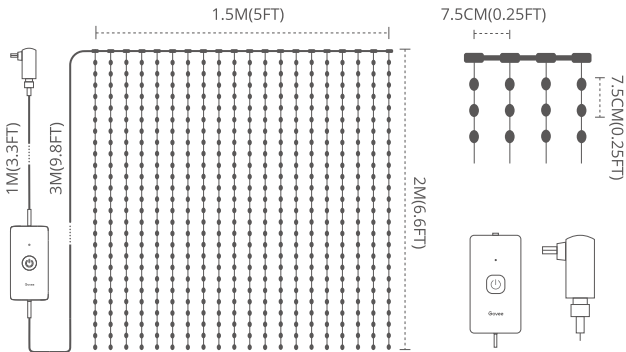
Control Box



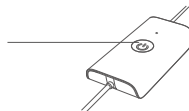
× 1

Power Adapter

At a Glance



- Press to turn on or off.
- Press and hold for 5 seconds to reset.



Control Box

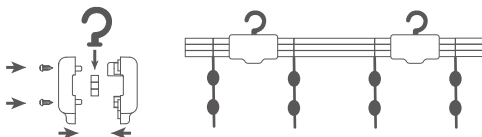
Caution

1. Move all cribs, beds, furniture and toys away from the lights. Do not tie the bottom of the string lights and form loops as this could wrap around a child's neck and cause SUFFOCATION.
2. Check if the curtain lights can work properly before installation.
3. Clean the surface where the lights are going to be installed.
4. Keep the top cable on the same level while installing the lights.

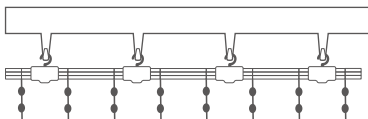
Installing Your Device

Method 1: Use G4 Hooks

1. Install the G4 hooks between the two wires.



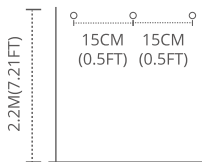
2. Hang the curtain lights with G4 hooks onto the curtain hooks.



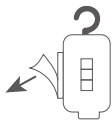
3. Connect to the adapter and plug into power to test the device.

Method 2: Use G4 Hooks and VHB Gums

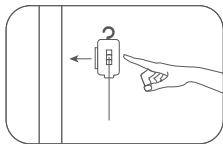
1. Clean the surface before installation.
2. Make marks on the surface that are higher than 7.21ft/2.2m with intervals of 0.5ft/15cm. Keep all the marks on the same level.



- Stick the provided VHB gums to the back of the G4 hooks.



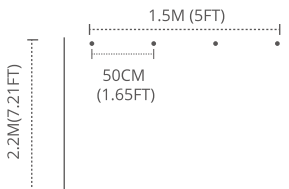
- Stick the G4 hooks to where the marks were made on the surface.
Note: Press the G4 hooks more than 10 seconds.



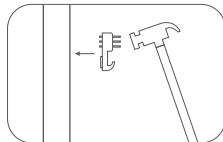
- Connect to the adapter and plug into power to test the device.

Method 3: Use Seamless Nails

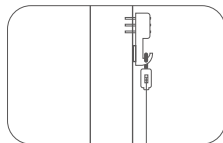
- Clean the surface before installation.
- Make 4 marks on the surface that are higher than 7.21ft/2.2m with intervals of 1.65ft/50cm. Keep the 4 marks on the same level.



- Fix the provided seamless nails to where the marks were made on the surface.



- Hang the curtain lights on the fixed nails. (Please prepare a string that is longer than 4.9ft/1.5m to fix on the seamless nails).



Pairing Your Light with Govee Home App

What You Need

- A Wi-Fi router supporting the 2.4GHz and 802.11 b/g/n bands. 5GHz is not supported.
- A smartphone or tablet running iOS or Android.



- 1 Download Govee Home app from the App Store (iOS devices) or Google Play (Android devices).
- 2 Turn on the Bluetooth on your smartphone.
- 3 Open the app, tap the "+" icon in the top right corner and search for "H70B1".
- 4 Tap the device icon and follow the on-screen instructions to complete pairing.

Specifications

Power Input (Adapter)	100-240VAC 50/60Hz
Power Input (Curtain Light)	5VDC 5A
Power Cord Length	13.1ft/4m (Including Control Box)
Size	4.9ft x 6.5ft (1.5m x 2m)
Light Color	RGBIC
Waterproof	Adapter (IP44) Control Box (IP65) Curtain lights (IP65)
Control Method	App, Control Box, Voice Control
Working Temperature	-10° to 45°C (4° to 113°F)

Troubleshooting

❶ Fails to connect to Wi-Fi.

- a. Make sure the distance between the device and the router is less than 100ft.
- b. Keep as few obstructions (e.g. wall, windows) as possible between the device and the router.
- c. Make sure the Wi-Fi name and the password you entered is correct.
- d. Make sure the Wi-Fi you connect to is 2.4GHz. 5GHz is not supported.

❷ Lost Wi-Fi connection./Cannot use the device with app.

- a. Make sure your home Wi-Fi works well.
- b. Check whether the Wi-Fi password has been modified.
- c. Keep as few obstructions (e.g. wall, windows) as possible between the device and the router.
- d. Check whether the device has connected to Wi-Fi .
If the device is not connected to Wi-Fi, please re-connect the device to Wi-Fi as mentioned above.

❸ Cannot pair or connect with Alexa or Google Assistant.

- a. Ensure the stability of the Wi-Fi connection.
- b. Go to the app Settings page and follow the instructions under “User Guide” to pair the device again.

❹ The synchronization effect for Music Mode does not work properly.

- a. Ensure the control box is close to the music source, which will help the mic pick up sounds better.

❺ Can multiple users control one device?

- a. Each device can only be controlled by one account.
- b. If multiple users want to control the same device, ensure they are using the same account.

Customer Service

 Warranty: 12-Month Limited Warranty

 Support: Lifetime Technical Support

 Email: support@govee.com

 Official Website: www.govee.com

 @Govee  @govee_official  @govee.official

 @Goveeofficial  @Govee.smarthome

FCC and ISED Canada Statement

This device complies with Part 15 of the FCC Rules and Industry Canada licence-exempt RSS standard(s). Operation is subject to the following two conditions:

- (1) This device may not cause harmful interference, and
- (2) This device must accept any interference received, including interference that may cause undesired operation.

Warning: Changes or modifications not expressly approved by the party responsible for compliance could void the user's authority to operate the equipment.

Le présent appareil est conforme aux CNR d'Industrie Canada applicables aux appareils radio exempts de licence. L'exploitation est autorisée aux deux conditions suivantes :

- (1) l'appareil nedoit pas produire de brouillage, et
- (2) l'utilisateur de l'appareil doit accepter tout brouillage radioélectrique subi, même si le brouillage est susceptible d'en compromettre le fonctionnement.

NOTE: This equipment has been tested and found to comply with the limits for a Class B digital device, pursuant to Part 15 of the FCC Rules.

These limits are designed to provide reasonable protection against harmful interference in a residential installation. This equipment generates uses and can radiate radio frequency energy and, if not installed and used in accordance with the instructions, may cause harmful interference to radio communications. However, there is no guarantee that interference will not occur in a particular installation. If this equipment does cause harmful interference to radio or television reception, which can be determined by turning the equipment off and on, the user is encouraged to try to correct the interference by one or more of the following measures:

1. Reorient or relocate the receiving antenna.
2. Increase the separation between the equipment and receiver.
3. Connect the equipment into an outlet on a circuit different from that to which the receiver is connected.
4. Consult the dealer or an experienced radio/TV technician for help.

FCC and IC Radiation Exposure Statement

This equipment complies with FCC and IC radiation exposure limits set forth for an uncontrolled environment. This equipment should be installed and operated with minimum distance 20cm between the radiator & your body.

Lors de l'utilisation du produit, maintenez une distance de 20 cm du corps afin de vous conformer aux exigences en matière d'exposition RF.

This Class B digital apparatus complies with Canadian ICES-005. Cet appareil numérique de la classe B est conforme à la norme NMB-005 du Canada.

Responsible party:

Name: GOVEE MOMENTS(US) TRADING LIMITED

Address: 2501 Chatham Rd Suite R Springfield IL 62704

Email: support@govee.com

Contact information: <https://www.govee.com/support>

The trademark Govee has been authorised to Shenzhen Qianyan Technology LTD.

Copyright ©2021 Shenzhen Qianyan Technology LTD.

All Rights Reserved.



User Manual

Model: H70C2

Govee Christmas String lights

Safety Instructions

- Do not leave the children alone with the product. It might wrap around a child's neck and cause suffocation.
- This product is rated as IP65 Waterproof. It can be used outdoors but cannot be immersed in water.
- The power adapter is rated as IP44 Waterproof. It can be used outdoors but cannot be rinsed or immersed in water.
- Do not allow children to assemble and install this product without adult supervision.
- Avoid installing this product near major heat sources.
- External dimmers cannot be used with this product.
- Use this product with the provided power adapter only.

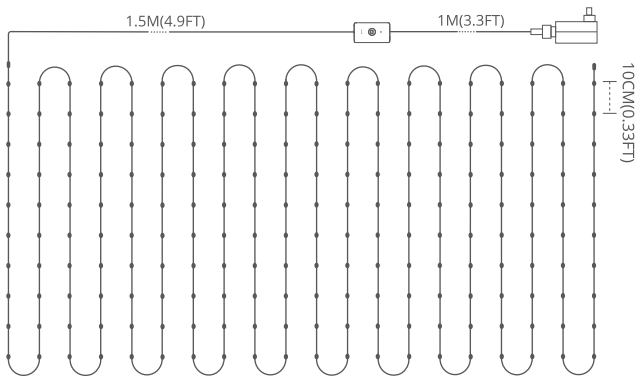
Introduction

Thanks for choosing Govee Christmas String Lights. The string lights can be easily installed indoors, on the Christmas tree outdoors, or in other locations. It has 60 preset scene modes, which can bring pleasant lighting to your Christmas tree or any other home decor. In addition, the built-in mic inside the control box also enables the synchronization of light and sound.

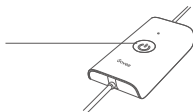
What You Get

Item	Quantity
String Light	1
Power Adapter	1
User Manual	1
Service Card	1

At a Glance



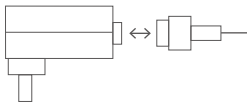
- Press to turn on or off.
- Press and hold for 5 seconds to reset.



Control Box

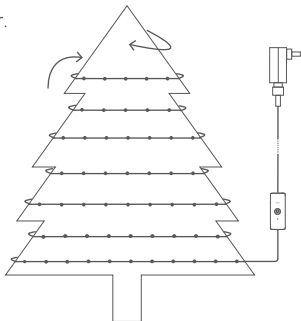
Installing Your Device

1. Connect the control box to the power adapter.



2. Take the string lights, fix it at the bottom then wrap around the branches from the bottom to the top.

3. Plug into power.



Pairing Your Light with Govee Home App

What You Need

- A Wi-Fi router supporting the 2.4GHz and 802.11 b/g/n bands. 5GHz is not supported.
- A smartphone or tablet running iOS or Android.



- 1 Download Govee Home app from the App Store (iOS devices) or Google Play (Android devices).
- 2 Turn on your smartphone's Bluetooth.
- 3 Open the app, tap the "+" icon in the top right corner and search for "H70C2".
- 4 Tap the device icon and follow the on-screen instructions to complete pairing.

Specifications

Power Input (Adapter)	100-240VAC 50/60Hz
Power Input (String Light)	5VDC 3A
Power Cord Length	8.2ft/2.5m (Including Control Box)
String Light Length	66ft/20m
Light Color	RGB
Waterproof	Adapter (IP44) Control Box (IP65) String Light (IP65)

Troubleshooting

❶ Fails to connect to Wi-Fi.

- Make sure the distance between the device and the router is less than 100ft.
- Keep as few obstructions (e.g. wall, windows) as possible between the device and the router.
- Make sure the Wi-Fi name and the password you entered is correct.
- Make sure the Wi-Fi you connect to is 2.4GHz. 5GHz is not supported.

❷ Lost Wi-Fi connection./Cannot use the device with app.

- Make sure your home Wi-Fi works well.
- Check whether the Wi-Fi password has been modified.
- Keep as few obstructions (e.g. wall, windows) as possible between the device and the router.
- Check whether the device has connected to Wi-Fi .

If the device is not connected to Wi-Fi, please re-connect the device to Wi-Fi as mentioned above.

- 3 Cannot pair or connect with Alexa or Google Assistant.
 - a. Ensure the stability of the Wi-Fi connection.
 - b. Go to the app Settings page and follow the instructions under “User Guide” to pair the device again.

- 4 The synchronization effect for Music Mode does not work properly.
 - a. Ensure the control box is close to the music source, which will help the mic pick up sounds better.

- 5 Can multiple users control one device?
 - a. Each device can only be controlled by one account.
 - b. If multiple users want to control the same device, ensure they are using the same account.

Customer Service

 Warranty: 12-Month Limited Warranty

 Support: Lifetime Technical Support

 Email: support@govee.com

 Official Website: www.govee.com

 @Govee  @govee_official  @govee.official

 @Goveeofficial  @Govee.smarthome

FCC and ISED Canada Statement

This device complies with Part 15 of the FCC Rules and Industry Canada licence-exempt RSS standard(s). Operation is subject to the following two conditions:

- (1) This device may not cause harmful interference, and
- (2) This device must accept any interference received, including interference that may cause undesired operation.

Warning: Changes or modifications not expressly approved by the party responsible for compliance could void the user's authority to operate the equipment.

Le présent appareil est conforme aux CNR d'Industrie Canada applicables aux appareils radio exempts de licence. L'exploitation est autorisée aux deux conditions suivantes :

- (1) l'appareil ne doit pas produire de brouillage, et
- (2) l'utilisateur de l'appareil doit accepter tout brouillage radioélectrique subi, même si le brouillage est susceptible d'en compromettre le fonctionnement.

NOTE: This equipment has been tested and found to comply with the limits for a Class B digital device, pursuant to Part 15 of the FCC Rules.

These limits are designed to provide reasonable protection against harmful interference in a residential installation. This equipment generates uses and can radiate radio frequency energy and, if not installed and used in accordance with the instructions, may cause harmful interference to radio communications. However, there is no guarantee that interference will not occur in a particular installation. If this equipment does cause harmful interference to radio or television reception, which can be determined by turning the equipment off and on, the user is encouraged to try to correct the interference by one or more of the following measures:

1. Reorient or relocate the receiving antenna.
2. Increase the separation between the equipment and receiver.
3. Connect the equipment into an outlet on a circuit different from that to which the receiver is connected.
4. Consult the dealer or an experienced radio/TV technician for help.

FCC and IC Radiation Exposure Statement

This equipment complies with FCC and IC radiation exposure limits set forth for an uncontrolled environment. This equipment should be installed and operated with minimum distance 20cm between the radiator & your body.

Lors de l'utilisation du produit, maintenez une distance de 20 cm du corps afin de vous conformer aux exigences en matière d'exposition RF.

This Class B digital apparatus complies with Canadian ICES-005. Cet appareil numérique de la classe B est conforme à la norme NMB-005 du Canada.

Responsible party:

Name: GOVEE MOMENTS(US) TRADING LIMITED

Address: 2501 Chatham Rd Suite R Springfield IL 62704

Email: certification@govee.com

Contact information: <https://www.govee.com/support>

The trademark Govee has been authorised to Shenzhen Qianyan Technology LTD.

Copyright ©2021 Shenzhen Qianyan Technology LTD.

All Rights Reserved.



User Manual

Model: 1167

Govee Outdoor Light Show Box

Safety Instructions

Read and follow all the safety instructions:

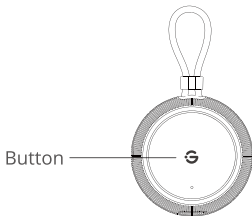
- Avoid dropping the device from high places.
- Do not significantly modify the device.
- Do not leave children unattended with the device.
- Only use the attached power cable to charge this device.
- If you don't plan to use this device in the short term, long press for 3 seconds to Power-Off Mode.
- If you have not used this device for half a year, please recharge it before using it again in order to protect the battery.

Introduction

Thank you for choosing the Govee Outdoor Light Show Box. This device allows you to control up to 10 Govee outdoor lighting devices simultaneously through a Bluetooth connection. It enables you to turn on/off the devices as well as adjust the brightness and scene modes at the same time. It supports picking up sound via a built-in mic to achieve a synchronized music light show effect with associated devices.

What You Get

Light Show Box	1
Type-C Cable	1
User Manual	1
Service Card	1



Button	Function
Short press	Stand-by Mode ⇌ On
Long press for 3 seconds	Power-Off Mode ⇌ On
Short press for 5 times within 3 seconds	Reset

Pairing Your Device with Govee Home App



Pairing Instructions

- ❶ Download Govee Home App from the App Store (iOS) or Google Play (Android).
- ❷ Turn on Bluetooth on your smartphone.
- ❸ Open Govee Home App, tap the “+” icon in the top right corner and search for “H1167”.
- ❹ Tap the device icon and follow the on-screen instructions to complete pairing.

Specifications

Voltage	5V DC
Control Method	Govee Home App

Nota:

Sub-devices connected to Govee Outdoor Light Show Box cannot be individually controlled by their remote, control box, Govee Home App and any third- party Voice Assistants. If you wish to control the sub-device separately, disconnect it from Govee Outdoor Light Show Box or turn off Group Control on the app.

Troubleshooting

1. Cannot connect to Govee Home App.


- Check if the device is powered on.
- Check if Bluetooth on the smartphone is enabled, or try connecting with another smartphone.
- When connecting for the first time, ensure the smartphone is near the device.
- If a connection error still exists, please delete the connected device from "My Device" on the app.
- Reconnect to Govee Home App by following the previously provided instructions.

2. No response to any press during usage.

- Use a needle or a similar object to press into the hole on the bottom of the device to reset it.

Customer Service

 Warranty: 12-Month Limited Warranty

 Support: Lifetime Technical Support

 Email: support@govee.com

 Official Website: www.govee.com

 @Govee  @govee_official  @govee.official

 @Goveeofficial  @Govee.smarthome

Compliance Information

EU Compliance Statement:

Shenzhen Qianyan Technology LTD hereby declares that this device is in compliance with the essential requirements and other relevant provisions of the Directive 2014/53/EU.

A copy of the EU Declaration of Conformity is available online at www.govee.com/EU contact address: **EC REP**

SUNRISE MOMENTS LIMITED (E-mail: info@sunrisemoments.com) 1st Floor Newmarket House, Newmarket Square, The Coombe, Dublin 8, DUBLIN, Ireland, D08VAP9

EU-Compliance:

Hiermit erklärt Shenzhen Qianyan Technology LTD dass dieses Gerät den wesentlichen Anforderungen und anderen einschlägigen Bestimmungen der EU-Richtlinie 2014/53/EU entspricht. Eine Kopie der EU-Konformitätserklärung finden Sie online auf www.govee.com/ Kontaktadresse innerhalb der EU: **EC REP**

SUNRISE MOMENTS LIMITED (E-mail: info@sunrisemoments.com) 1st Floor Newmarket House, Newmarket Square, The Coombe, Dublin 8, DUBLIN, Ireland, D08VAP9

Déclaration de conformité UE:

Par la présente, Shenzhen Qianyan Technology LTD déclare que cet appareil est conforme aux principales exigences et autres clauses pertinentes de la directive européenne 2014/53/EU.

Une copie de la déclaration de conformité UE est disponible sur le site www.govee.com/

Adresse de contact pour l'UE : **EC REP**

SUNRISE MOMENTS LIMITED (E-mail: info@sunrisemoments.com) 1st Floor Newmarket House, Newmarket Square, The Coombe, Dublin 8, DUBLIN, Ireland, D08VAP9

Declaración de cumplimiento UE:

Shenzhen Qianyan Technology LTD por la presente declara que este dispositivo cumple los requisitos básicos y el resto de provisiones relevantes de la Directiva 2014/53/EU.

Hay disponible online una copia de la Declaración de conformidad UE en www.govee.com/

Dirección de contacto de la UE: **EC REP**

SUNRISE MOMENTS LIMITED (E-mail: info@sunrisemoments.com) 1st Floor
Newmarket House, Newmarket Square, The Coombe, Dublin 8, DUBLIN,
Ireland, D08VAP9

Dichiarazione di conformità UE:

Shenzhen Qianyan Technology LTD dichiara che il presente dispositivo è conforme ai requisiti essenziali e alle altre disposizioni rilevanti della direttiva 2014/53/EU.

Una copia della dichiarazione di conformità UE è disponibile online all'indirizzo Web www.govee.com/

Indirizzo di contatto UE:

EC	REP
----	-----

SUNRISE MOMENTS LIMITED (E-mail: info@sunrisemoments.com)
1st Floor Newmarket House, Newmarket Square, The Coombe, Dublin 8,
DUBLIN, Ireland, D08VAP9

UK Compliance Statement:

Shenzhen Qianyan Technology LTD hereby declares that this device is in compliance with the essential requirements and other relevant provisions of the Radio Equipment Regulations 2017

A copy of the UK Declaration of Conformity is available online at www.govee.com/

	Bluetooth®
Frequency	2.4GHz
Maximum Power	< 10dBm



Environmentally friendly disposal

Old electrical appliances must not be disposed of together with the residual waste, but have to be disposed of separately. The disposal at the communal collecting point via private persons is for free. The owner of old appliances is responsible to bring the appliances to these collecting points or to similar collection points. With this little personal effort, you contribute to recycle valuable raw materials and the treatment of toxic substances.

Umweltfreundliche Entsorgung

Elektro-Altgeräte dürfen nicht mit gewöhnlichem Abfall entsorgt werden und müssen separat entsorgt werden. Die Entsorgung an kommunalen Sammelstellen ist für Privatpersonen kostenlos. Die Eigentümer der Altgeräte sind für den Transport zu den Sammelstellen verantwortlich. Durch diesen geringen Aufwand können Sie zur Wiederverwertung von wertvollen Rohmaterialien beitragen und dafür sorgen, dass umweltschädliche und giftige Substanzen ordnungsgemäß unschädlich gemacht werden.

Mise au rebut écologique

Les appareils électriques usagés ne doivent pas être éliminés avec les déchets résiduels. Ils doivent être éliminés séparément. La mise au rebut au point de collecte municipal par l'intermédiaire de particuliers est gratuite. Il incombe au propriétaire des appareils usagés de les apporter à ces points de collecte ou à des points de collecte similaires. Avec ce petit effort personnel, vous contribuez au recyclage de matières premières précieuses et au traitement des substances toxiques.

ratamiento de residuos responsable con el medio ambiente

Los aparatos eléctricos viejos no pueden desecharse junto con los residuos orgánicos, sino que deben ser desechados por separado. Existen puntos limpios donde los ciudadanos pueden dejar estos aparatos gratis. El propietario de los aparatos viejos es responsable de llevarlos a estos puntos limpios o similares puntos de recogida. Con este pequeño esfuerzo estás contribuyendo a reciclar valiosas materias primas y al tratamiento de residuos tóxicos.

Smaltimento ecologico

I vecchi dispositivi elettrici non devono essere smaltiti insieme ai rifiuti residui, ma devono essere smaltiti separatamente. Lo smaltimento da parte di soggetti privati presso i punti di raccolta pubblici è gratis. È responsabilità del proprietario dei vecchi dispositivi portarli presso tali punti di raccolta o punti di raccolta analoghi. Grazie a questo piccolo impegno personale contribuirete al riciclo di materie prime preziose e al corretto trattamento di sostanze tossiche.

FCC and ISED Canada Statement

This device complies with Part 15 of the FCC Rules and Industry Canada licence-exempt RSS standard(s). Operation is subject to the following two conditions:

- (1) This device may not cause harmful interference, and
- (2) This device must accept any interference received, including interference that may cause undesired operation.

Warning: Changes or modifications not expressly approved by the party responsible for compliance could void the user's authority to operate the equipment.

Le présent appareil est conforme aux CNR d'Industrie Canada applicables aux appareils radio exempts de licence. L'exploitation est autorisée aux deux conditions suivantes :

- (1) l'appareil ne doit pas produire de brouillage, et
- (2) l'utilisateur de l'appareil doit accepter tout brouillage radioélectrique subi, même si le brouillage est susceptible d'en compromettre le fonctionnement.

NOTE: This equipment has been tested and found to comply with the limits for a Class B digital device, pursuant to Part 15 of the FCC Rules.

These limits are designed to provide reasonable protection against harmful interference in a residential installation. This equipment generates uses and can radiate radio frequency energy and, if not installed and used in accordance with the instructions, may cause harmful interference to radio communications. However, there is no guarantee that interference will not occur in a particular installation. If this equipment does cause harmful interference to radio or television reception, which can be determined by turning the equipment off and on, the user is encouraged to try to correct the interference by one or more of the following measures:

1. Reorient or relocate the receiving antenna.
2. Increase the separation between the equipment and receiver.
3. Connect the equipment into an outlet on a circuit different from that to which the receiver is connected.
4. Consult the dealer or an experienced radio/TV technician for help.

FCC and IC Radiation Exposure Statement

This equipment complies with FCC and IC radiation exposure limits set forth for an uncontrolled environment. Cet équipement respecte les limites d'exposition aux rayonnements FCC et IC fixées pour un environnement non contrôlé.

This Class B digital apparatus complies with Canadian ICES-005. Cet appareil numérique de la classe B est conforme à la norme NMB-005 du Canada.

The Bluetooth® word mark and logos are registered trademarks owned by Bluetooth SIG, Inc. and any use of such marks by Shenzhen Qianyan Technology LTD is under license.

Responsible party :

Name: GOVEE MOMENTS(US) TRADING LIMITED
Address: 2501 Chatham Rd Suite R Springfield IL 62704
Email: certification@govee.com
Contact information: <https://www.govee.com/support>

The trademark Govee has been authorised to Shenzhen Qianyan Technology LTD.

Copyright ©2021 Shenzhen Qianyan Technology LTD.

All Rights Reserved.

CAUTION:

RISK OF EXPLOSION IF BATTERY IS REPLACED BY AN INCORRECT TYPE.
DISPOSE OF USED BATTERIES ACCORDING TO THE INSTRUCTIONS.

Vorsicht:

Explosionsgefahr, wenn die Batterie durch einen falschen Typ ersetzt wird.
Entsorgen Sie verbrauchte Batterien gemäß den Anweisungen.

ATTENTION :

RISQUE D'EXPLOSION SI LA BATTERIE EST REMPLACÉE PAR UN TYPE INCORRECT. ÉLIMINER LES BATTERIES USÉES CONFORMÉMENT AUX INSTRUCTIONS.

PRECAUCIÓN:

RIESGO DE EXPLOSIÓN SI LA BATERÍA SE REEMPLAZA POR UN TIPO INCORRECTO.

ATTENZIONE:

RISCHIO DI ESPLOSIONE SE LA BATTERIA VIENE SOSTITUITA CON UNA DI TIPO NON CORRETTO. SMALTIRE LE BATTERIE USATE SECONDO LE ISTRUZIONI.



FR

Cet appareil
et ses accessoires
se recyclent

À DÉPOSER
EN MAGASIN



OU

À DÉPOSER
EN DÉCHÈTERIE



Points de collecte sur www.quefairedemesdechets.fr
Privilégiez la réparation ou le don de votre appareil !

PAP 22

Raccolta Carta



Govee Home App

For FAQs and more information,
please visit: www.govee.com