

## Safety Instructions

Read and follow all the safety instructions:

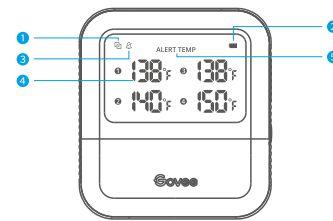
- 1 Keep the product away from children.
- 2 Do not use the product inside a microwave.
- 3 Do not touch the probe or wire during or after use. Ensure that you wear heat-insulating gloves to avoid burns.
- 4 The needle probe and wire probe are not waterproof. Do not soak either in water or place them inside a dishwasher. To clean, rinse them gently with water, then wipe until completely dry.
- 5 Do not use corrosive chemicals when cleaning the product.

## What You Get

Item	Quantity
Meat Thermometer	1
Probe	4
AAA Batteries	2
Manual	1
Service Card	1

01

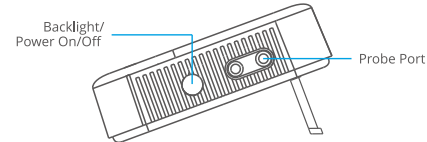
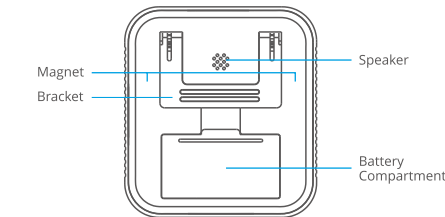
## At a Glance



### Screen Display

- 1 Bluetooth Connection Icon
- 2 Battery Level
- 3 Mute Icon
- 4 Current Probe Temperature
- 5 Preset Temperature Alert

02



- 1 Long press the orange button for 3s to power On/Off.
- 2 Press to show the current temperature and pre-set temperature.

03

## Specifications

Bluetooth Distance	70m (in an open environment)
Battery	AAA battery
Probe Accuracy	$\pm 1^{\circ}\text{C}/\pm 1.8^{\circ}\text{F}$ ( $0^{\circ}$ to $150^{\circ}\text{C}/32^{\circ}$ to $302^{\circ}\text{F}$ )
	$\pm 2^{\circ}\text{C}/\pm 3.6^{\circ}\text{F}$ ( $150^{\circ}$ to $300^{\circ}\text{C}/302^{\circ}$ to $572^{\circ}\text{C}$ )
Volume	80dB (in 10cm distance)
Probe Measure Range	$0^{\circ}$ to $300^{\circ}\text{C}/32^{\circ}$ to $572^{\circ}\text{F}$

## Pairing Your Device with the Govee Home App

### What You Need

A smartphone or tablet running iOS 8.0 (or above) or Android 4.3 (or above).



04



Govee Home App

For FAQs and more information, please visit: [www.govee.com](http://www.govee.com)

- 1 Download the Govee Home app from the App Store (iOS devices) or Google Play (Android devices).
- 2 Enable Bluetooth on your smartphone.
- 3 Open the app, tap the "+" icon in the top right corner and search "H5184".
- 4 Tap the device icon and follow the onscreen instructions to complete pairing.

## Controlling Your Device with the Govee Home App

### Temperature Monitoring

- 1 Access a real-time remote view of current food temperatures. The Bluetooth distance can reach up to 70m (in an open environment).
- 2 Food temperature charts generate within 2 hours (charts cannot be saved or downloaded).

### Alert Preset

- 1 Recommended preset temperatures for 6 types of food.
- 2 Adjust the preset temperature yourself.

05

When the temperature reaches the preset temperature level, the meat thermometer will sound an alarm, and you will receive an alert notification via the Govee Home app.

## Troubleshooting

- 1 The screen displays "LLL" or "HHH."

The meat temperature measurement range is  $0^{\circ}$  to  $300^{\circ}\text{C} / 32^{\circ}$  to  $572^{\circ}\text{F}$ . If the temperature is lower than  $0^{\circ}\text{C} / 32^{\circ}\text{F}$ , the screen will display "LLL"; If the temperature is higher than  $300^{\circ}\text{C} / 572^{\circ}\text{F}$ , the screen will display "HHH", which will then trigger an alarm.

- 2 Cannot use the Govee Home App to set up the meat thermometer.

- Ensure the app location permission is allowed.
- Ensure your Bluetooth is on and has connected successfully.
- Ensure your smartphone is within 70m of the meat thermometer. It is recommended to be as close as possible to the thermometer during pairing.
- If the connection status is "single connected," you can only check the current food temperature. Please move your smartphone closer to the meat thermometer to achieve a "two-way connection". Then, you will be able to make related adjustments and settings.

06

## FCC Statement

This device complies with Part 15 of the FCC Rules. Operation is subject to the following two conditions: (1) This device may not cause harmful interference, and (2) This device must accept any interference received, including interference that may cause undesired operation. Warning: Changes or modifications not expressly approved by the party responsible for compliance could void the user's authority to operate the equipment.

**NOTE:** This equipment has been tested and found to comply with the limits for a Class B digital device, pursuant to Part 15 of the FCC Rules.

These limits are designed to provide reasonable protection against harmful interference in a residential installation. This equipment generates uses and can radiate radio frequency energy and, if not installed and used in accordance with the instructions, may cause harmful interference to radio communications. However, there is no guarantee that interference will not occur in a particular installation. If this equipment does cause harmful interference to radio or television reception, which can be determined by turning the equipment off and on, the user is encouraged to try to correct the interference by one or more of the following measures:

1. Reorient or relocate the receiving antenna.
2. Increase the separation between the equipment and receiver.

3. Connect the equipment into an outlet on a circuit different from that to which the receiver is connected.
4. Consult the dealer or an experienced radio/TV technician for help.

## FCC Radiation Exposure Statement

This equipment complies with FCC radiation exposure limits set forth for an uncontrolled environment. This equipment should be installed and operated with minimum distance 20cm between the radiator & your body.

## Customer Service

- 🛒 Warranty: 12-Month Limited Warranty
- 📞 Support: Lifetime Technical Support
- ✉ Email: [support@govee.com](mailto:support@govee.com)
- 🌐 Official Website: [www.govee.com](http://www.govee.com)
- 📱 @Govee
- 📺 @Govee
- 🐦 @Govee
- 📷 @Goveeofficial



# User Manual

Model: H5184  
Smart Meat Thermometer