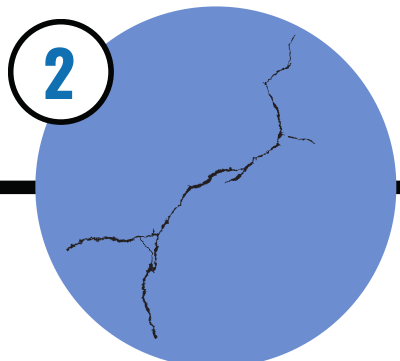





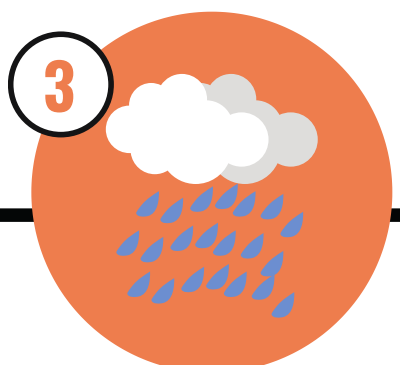
Care and Maintenance of Kwila



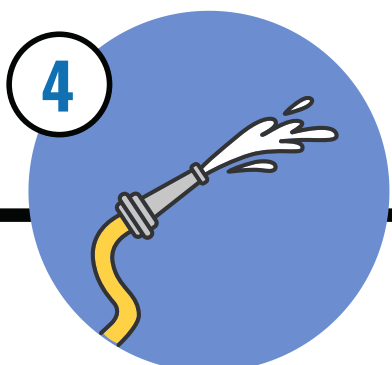
2
Minor Cracks may appear and this is quite normal. This will not affect the long-term integrity of the timber.



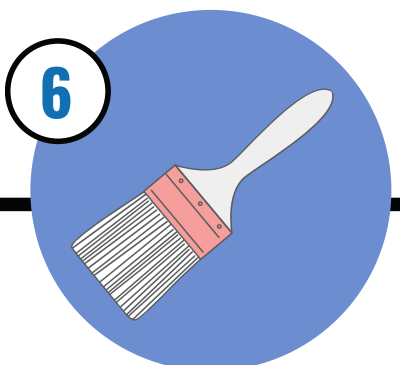
1
Once you have placed your furnitures outdoor, the timber will normally dry out very quickly.



3
When first exposed to rain, heavy dew or high humidity, Kwila's natural oil will cause the furniture to leech or bleed an excess dark red/brown sap.




4
A thorough hose down of the furniture on a grassed area will assist in flushing away excess sap, thus hastening the process



6
For best results, lightly sand the surface, wipe off any dust and apply the oil with a brush or cloth. A mixture of 50% boiled linseed oil and 50% mineral spirits works well.



5
Left untreated, Kwila products will turn silvery grey in color and this is often the desired effect. If you wish to retain the original coloration, you must treat it with suitable oil at least once a year.



7
Ensure that your patio or lawn is suitably protected and that you follow any additional instructions for the treatment that you

You may wish to contact us and we will be able to provide recommendations tailored to you.

ENQUIRIES@SITRAGLOBAL.COM

+65 67423223