



MICROINCISIONAL CATARACT SURGERY



AFFORDABLE
INNOVATIONS

Introduction

Cataract surgery has experienced a large transformation during the last decades. The driving force of this progress was the incision size reduction. The trend to diminish incision size contributed to the development of phacoemulsification machines, lasers and surgical tools. This evolution of eye surgery has led to the emergence of bimanual cataract surgery with incision size below 1.8 mm.

Today Micro-incision Cataract Surgery (MICS) is considered as the most advanced, pioneering surgery for treating cataracts.

Small size of instruments:

- helps to minimize surgically induced corneal astigmatism
- promotes better postoperative corneal optical quality
- allows better intraocular view.

Helping doctors all over the world to be in line with the latest innovations we at Rumex have developed a comprehensive range of top quality micro incision instruments for all principal techniques of cataract treatment. Our range includes instruments for traditional phacoemulsification as well as for femtosecond laser cataract procedures.




CONTENTS

RUMEX MICS INSTRUMENTS: ADVANTAGES	4
CATARACT SURGERY	5
CAPSULORHEXIS FORCEPS	6
UNIVERSAL HANDLES	8
CAPSULORHEXIS FORCEPS, TIP ONLY	9
MULTI-PURPOSE FORCEPS	11
FEMTOSECOND CATARACT INSTRUMENTS	12
MICROSURGICAL SCISSORS	13
IOL COMPLICATIONS MANAGEMENT	14
CHOPPERS & MANIPULATORS	15
IRRIGATION/ASPIRATION, CAPSULE POLISHING	16
IOL & LENS INJECTION	17
CATARACT SET 1.80 MM INCISION	18
CATARACT SET 2.00 MM INCISION	19

RUMEX MICS INSTRUMENTS: ADVANTAGES

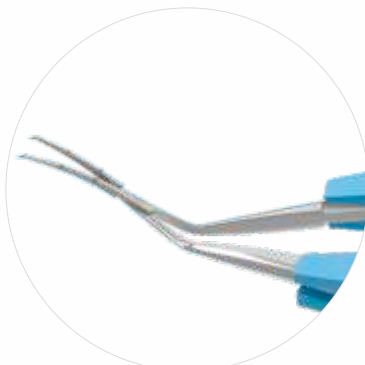
Tip-only instruments



Single-piece instruments



A limiter restricts the opening, protecting the cornea from deformation



Cross-action construction to minimize the incision




Laser-engraved scale for more precise intraocular measurement

CATARACT SURGERY

DIAMOND KNIVES

Side Port Diamond Knives




Straight Handle
with Locking Mechanism



45° Single Edge
1.00 mm

6-10/6-050



Trifacet
1.00 mm

6-10/6-053

Phaco Diamond Knives



Angled Handle
with Locking Mechanism



Self-Diving Trapezoid Blade

6-20/6-142 – 1.30/1.50 mm

6-20/6-143 – 1.50/1.80 mm

6-20/6-144 – 1.80/2.00 mm

Disposable Knives

ALL KNIVES ARE EQUIPPED WITH SAFETY LIDS



Side Port Knife

Initial Stab Incisions
1.00 mm, 15°
Straight, Double Bevel

SP-15



Slit Knife

Scleral Tunnel Incisions
1.80 mm
Angled, Single Bevel

SL-18




CAPSULORHEXIS FORCEPS

4-0312S Microcoaxial Capsulorhexis Forceps



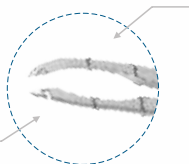
Ultra-thin jaws and a limiter protect the incision from hyperextension and prevent corneal deformation. As a result, capsulorhexis can be performed even through a 2.00 mm incision



4-032S Microincisional Capsulorhexis Forceps With Limiter



The limiter protects the cornea. In addition to it, the model has 2 engravings at 2.50 mm and 5.00 mm from the tip to measure the rhexis.



View-port provides optimal visualization, while ultra-thin vaulted shanks reach the anterior capsule within the limits of a 1.50 mm incision.

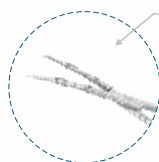
CAPSULORHEXIS FORCEPS

CROSS ACTION CAPSULORHEXIS FORCEPS

4-0395 Cross-Action Capsulorhexis Forceps With Scale



Cross-action mechanism prevents viscoelastics leakage and protects the incision from hyperextension

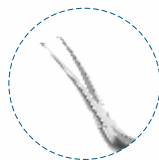


Scale showing 2.50 and 5.00 mm from tip and lightweight titanium handle for more convenient use

4-0391S Capsulorhexis Forceps Inamula Style



Recommended for coaxial phacoemulsification



Cross-action tips prevent leakage of viscoelastic from the anterior chamber

UNIVERSAL HANDLES

The two-piece instrument philosophy:

- enables the implementation of easy-to-clean procedure that helps to increase the longevity of an instrument
- allows a doctor to arrange a set of favorite tips that can be used with a single handle
- the optimal solution for money-wise customers

All instrument tips in this brochure are compatible with both handle types: 12-001T and 12-003T

Ergonomic Model Two Fingers Control Squeeze Handle 12-003T

- Two fingers linear actuation
- Ergonomic handle with specially designed gripping area for amplified control over the instrument
- Optimal diameter round handle allows 360° rotation



Safe and easy adjustable mechanism

Classic Model One Finger Control Handle 12-001T

- One finger linear actuation
- Classic design approved by decades of work
- Compatible with all models of tips



Adjustable screw mechanism (to customize the opening of branches before manipulation)

CAPSULORHEXIS FORCEPS, TIP ONLY

Capsulorhexis Forceps With Internal Ruler, 23 Ga



4-0374

2 engravings
at 3 and 6 mm



4-0375


6 engravings at 1, 2, 3, 4, 5
and 6 mm

Sub-1 mm
incision




Micro-jaws for superior mobility and laser marks
for intraocular rhexis measurement

Kershner One-Pinch Capsulorhexis Forceps, 23 Ga



4-03731

Extremely sharp jaws
for one-pinch capsulorhexis
through a side-port incision



4-03741

Extremely sharp jaws
of reduced length for
enhanced maneuverability
in the anterior chamber

Sub-1 mm
incision



Lesieur Capsulorhexis Forceps With Internal Ruler, 23 Ga



4-03742


Sub-1 mm
incision



Shorter jaws facilitate gripping the capsule close
to the wound. 7 laser marks for perfect sizing
of the rhexis: 1.00, 2.00, 2.50, 3.00, 4.00,
5.00 and 6.00 mm

CAPSULORHEXIS FORCEPS, TIP ONLY

Fine-Ikeda Capsulorhexis Forceps, 23 Ga




4-03751



Shorter branches of 0.80 mm for capsulorhexis through a side-port incision

Ikeda Micro Capsulorhexis Forceps, 23 Ga



4-03761





Super-short branches of just 0.60 mm give more space during the operation

Kawai Capsulorhexis Forceps, Tapered 23/25 Ga shaft

The distal part of the shaft is 25 Ga to protect the incision from hyperextension

The proximal part of the shaft is 23 Ga to reinforce the construction




4-03771



The construction of the forceps shows least adverse effect on the wound. Serrated tips provide secure grip of the capsule.

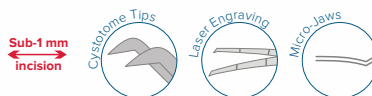
CAPSULORHEXIS FORCEPS, TIP ONLY

Capsulorhexis Forceps with View Port, 23 Ga



4-03791

6 engravings at 1, 1.5, 2, 3, 4 and 5 mm



Enhanced visibility through the port and high precision due to the laser-marked scale

MICS MULTI-PURPOSE FORCEPS

Intraocular Tying Forceps, 23 Ga




4-1891

Micro-jaws for convenient intraocular suturing

Sub-1 mm
Incision



IOL Grasping Forceps, 21 Ga



4-2145


Sand-blasted surfaces for efficient gripping of optic and haptic.
Fenestrated jaws for better visualization and haptic manipulation.

Sub-1 mm
Incision



FEMTOSECOND CATARACT INSTRUMENTS


4-0582S Forceps for Femtosecond Laser Cataract Procedure



Sub-1 mm Incision


Stainless Steel

108 mm Length



Blunt-ended jaws facilitate quick and safe incision opening


20-2041 Donnenfeld Femto Spatula



Sub-1 mm Incision


Laser Engraving

Titanium Handle Ti



Special flattened design of the tip helps to open femtosecond laser-created cataract incisions

7-1166S Yeoh Femtosecond Prechopper



2.00 mm Incision

Stainless Steel

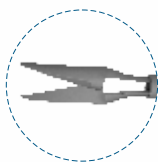
120 mm Length

Blunt atraumatic tips are ideal for complete nucleus separation during femtosecond laser cataract procedure. A limiter keeps incision within 2 mm.

MICROSURGICAL SCISSORS

11-03721 Zaldivar Iridectomy Scissors, 23 Ga

Sub-1 mm
Incision



Can be used through paracentesis incision. The blades are curved for easy cutting and better visualization.

11-03741

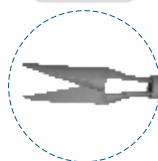
Side Port Capsulotomy Scissors, 20 Ga

11-03751

Sub-1 mm
Incision

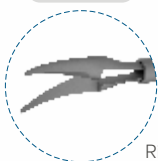


11-03741



Left

11-03751



Right

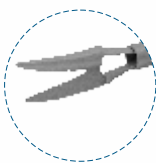
Curved jaws provide efficient capsulotomy through a microincision

Compatible with 12-003T and 12-001T

IOL COMPLICATIONS MANAGEMENT

ROWEN RESCUE KIT

Micro Foldable Lens Cutter, 19 Ga




4-2173



1.20 mm
incision

Blades with notches hold the lens during cutting, which improves Cutter's efficiency

Rowen Rescue Kit Forceps, 20 Ga



4-2150




Sub-1 mm
incision

Crocodile type jaws for safe IOL grip

NEEDLE HOLDERS

Intraocular Needle Holder for IOL Suturing & Manipulation, 23 Ga



8-1211-23



Sub-1 mm
incision

For IOL manipulation through a micro-incision

CHOPPERS & MANIPULATORS

PHACO CHOPPERS

7-063 RHD*

Nagahara Phaco Chopper

7-064 LHD*



7-063

Smooth round tip can be used as a manipulator

*RHD: Right Hand
LHD: Left Hand

7-065

Rosen Phaco Chopper, Universal



Blunt distal part of the chopper is safe for the posterior capsule

LENS MANIPULATORS

5-030

Kuglen Iris Hook and Lens Manipulator



Designed for push-pull technique



5-032

Sinskey Lens Manipulating Hook

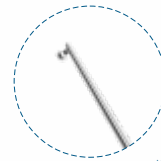


Slim versatile tip



5-0331

Lester Lens Manipulator



"Hourglass" shaped tip for safe and controlled lens manipulation



IRRIGATION/ASPIRATION, CAPSULE POLISHING

7-081-23 Irrigation Handpiece for Bimanual Technique, 23 Ga



2×0.35 mm side ports



Color code: blue for irrigation




Curved tube with a smooth faced tip
Standard connector
23 Ga/0.9 mm

Aspiration Handpiece for Bimanual Technique, 23 Ga




7-0821-23



Curved tube with a texturized
Capsule polisher tip
Standard connector
23 Ga/0.90 mm

1×0.35 mm top port

7-0826




Color code: yellow for aspiration

Curved tube with a smooth faced tip
Standard connector
23 Ga/0.90 mm

Polished ball tip is safe
and atraumatic for the capsular bag
1×0.30 mm top port

15-170 Microincisional Capsule Polisher Cannula, 23 Ga



23 Ga/0.90 mm

Tungsten carbide coated tip
for delicate and efficient
capsule polishing

1×0.30 mm top port



Disc-shaped tip
Specially designed for scrubbing
all parts of the capsular bag

IOL & LENS INJECTION

Hydro-4 Aspheric IOL

Minimal incision size — 1.80 mm
Power range -5 — +38D
Refractive index — 1.46



1.80 mm
Incision

Not for sale in USA

Ophthalmic Viscoelastic Devices

SmartVisc and SmartVisc+

1.6% and 3.0% Sodium Hyaluronate
Cohesive viscoelastic solution



Not for sale in USA

Supreme

2% Hydroxypropyl Methylcellulose
Dispersive viscoelastic solution



Not for sale in USA

IOL Injector for Alcon® Monarch “D” Cartridge

16-2807



Titanium
Ti

188 mm
Length

Plunger mechanism without ring

16-2808

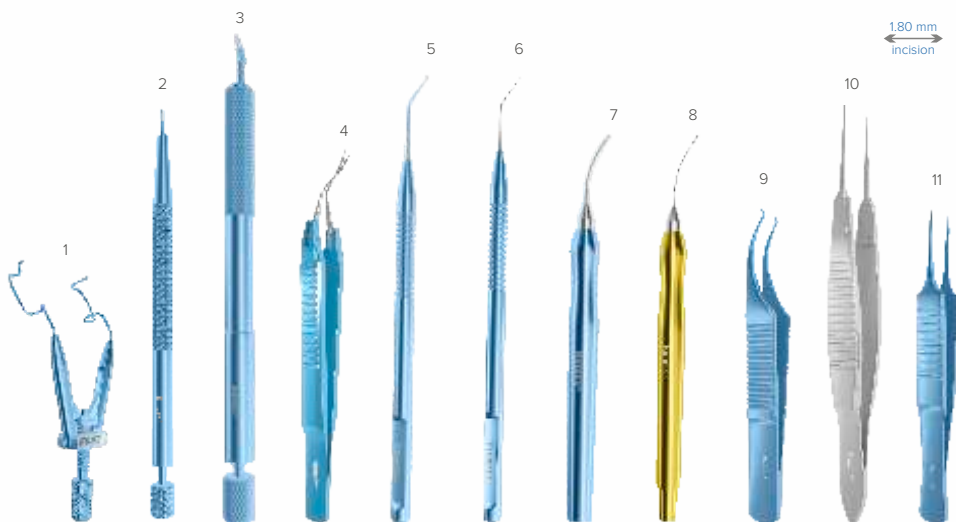


Titanium
Ti

188 mm
Length

Plunger mechanism with ring

MICROINCISIONAL CATARACT SET 1.8



1	14-040T	Lieberman Temporal Speculum, Rounded "V" Shaped Blades, Titanium
2	6-10/6-050	Side Port Diamond Knife, 45° Single Edge Blade, Straight Titanium Handle
3	6-20/6-143	Phaco Diamond Knife, Trapezoid Blade 1.50/1.80 mm, Angled Titanium Handle
4	4-0395	Capsulorhexis Forceps with Scale, Titanium Handle
5	7-063 (RHD)/ 7-064 (LHD)	Nagahara Phaco Chopper, Titanium Handle
6	5-032	Sinsky Lens Manipulating Hook 0.15 mm tip, Angled, Titanium Handle
7	7-081-23	Irrigation Handpiece for Bimanual Technique, Curved, 23 Ga, Two Ports on Side 0.35 mm, Titanium Handle
8	7-0821-23	Aspiration Handpiece for Bimanual Technique, Curved, 23 Ga, One Top Port 0.35 mm, Titanium Handle
9	4-050T	Colibri Corneal Forceps, 0.12 mm, 1x2 Teeth, Titanium
10	4-0600S	Castroviejo Suturing Forceps, 0.12 mm 1x2 Teeth, 6.00 mm Tying Platform, Stainless Steel
11	4-171T	McPherson Straight Tying Forceps, 4.00 mm Tying Platforms, Straight, Titanium

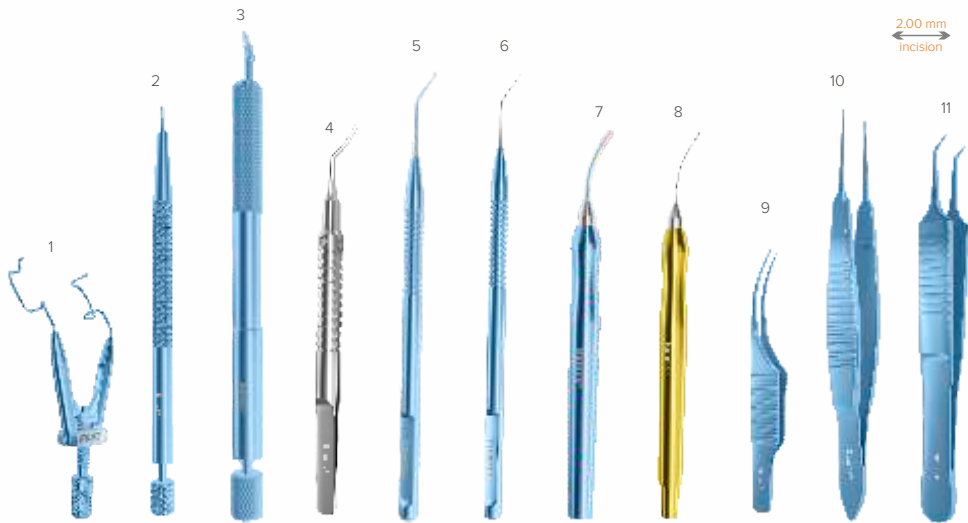
18-304

**DON'T FORGET
TO BUY**

Sterilizing Tray
Silicone Finger Tip Mat
Single Level
Extra Large
254 x 152 x 19 mm



MICROINCISIONAL CATARACT SET 2.0




1	14-040T	Lieberman Temporal Speculum, Rounded "V" Shaped Blades, Titanium
2	6-10/6-053	Side Port Diamond Knife, Trifacet Blade, Straight Titanium Handle
3	6-20/6-144	Phaco Diamond Knife, Trapezoid Blade 1.80/2.00 mm, Angled Titanium Handle
4	4-0312S	Microcoaxial Capsulorhexis Forceps, Ultrathin, 11mm Jaws, Alignment Mechanism, Stainless Steel
5	7-065	Rosen Phaco Chopper Universal, Round, Titanium Handle
6	5-030	Kuglen Iris Hook, Angled, "H" Shaped Tip, Titanium Handle
7	7-081-23	Irrigation Handpiece For Bimanual Technique, Curved, 23 Ga, Two Ports on Side 0.35 mm, Titanium Handle
8	7-0821-23	Aspiration Handpiece For Bimanual Technique, Curved, 23 Ga, One Top Port 0.35 mm, Titanium Handle
9	4-0501T	Colibri Corneal Forceps, 0.12mm 1x2 Teeth, Titanium
10	4-0600T	Castroviejo Suturing Forceps, 0.12 mm 1x2 Teeth, 6.00 mm Tying Platform, Titanium
11	4-174T	McPherson Tying Forceps, 8.00 mm Tying Platforms, Angled, Titanium

18-305

**DON'T FORGET
TO BUY**

Sterilizing Tray
Silicone Finger Tip Mat
Double Level
Extra Large
254 x 152 x 38mm



RUMEX International Company
14240 Carlson Circle, Building K,
Suite 8, Tampa, FL 33626
USA

USA & Canada

☎ +1 (727) 535 9600

☎ +1 (877) 77 RUMEX (Toll-Free)

☎ +1 (727) 535 8300

Europe, Asia, Africa, Latin America

☎ +371 6616 3182

✉ rumex@rumex.com

🏠 www.rumex.com

