

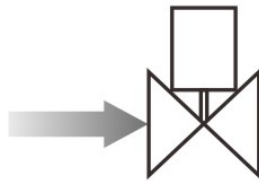
# SLP 2/2-Way Large diameter Pilot Operated Solenoid Valve • Normally Closed

- 1:** 2-Way normally closed solenoid valve, Closed when de-energized, open when energized.
- 2:** Serialized products, small in size, large flow rate, widely use
- 3:** Body material: forged brass.Orifice:  $\phi$  13~15mm.
- 4:** Ambient Temp. 0°C~65°C, Fluids Temp: 0°C~130°C, Max allowable pressure 20 bar.
- 5:** Flow as the arrow, mounts in any position; Best position is solenoid vertical and upright direction.
- 6:** Voltage: 220VAC/230VAC/240VAC/110VAC/24VAC 50/60HZ 24VDC/12VDC;  
Voltage Tolerance: +10% to -10% applicable voltage
- 7:** This series valves are offered NBR、VITON、EPDM etc  
For Seals and diaphragm to provide on-off control of various fluids.
- 8:** Can fix explosion-proof coil
- 9:** Coil can fix SM Coil. AC 220V/AC110V/AC24V/DC24V




Normally closed

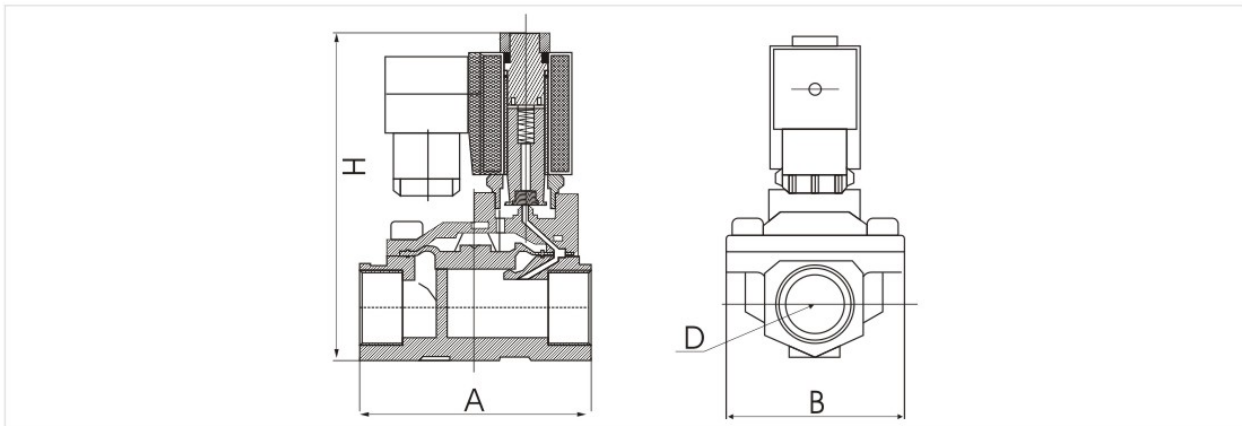
De-energized  
Closed



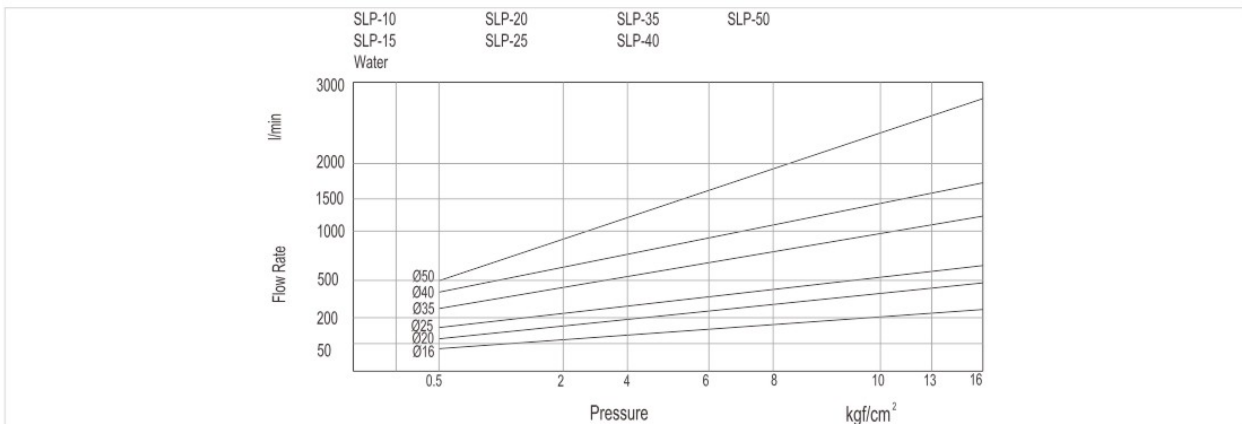
Energized  
Open



## Construction, External Dimensions Chart



## Flow Chart



# Sanlixin Solenoid Valve

## SLP 2/2-Way Large diameter Pilot Operated Solenoid Valve • Normally Closed

### Valve Selection List

Pipe Conn- ection	Orifice  mm	CV Factor	Min.	Operating pressure differential (kgf/cm <sup>2</sup> ) Max.			Max. Fluids Temp.	Coil Type	Power consumption		Coil Class	External Dimensions  Length x Width x Height  A x B x H	Model Code Follows Voltage are  220VAC 50/60HZ	Weight  (KG)
				Air Gas	Water Hot water Liquids	Light oil ≤ 20CST			VA	W				
									220 V	24 V				
3/8"	13	4.5	0.5	16	16	13	80	D	22	13	F	66×48×107	SLP1DF02N1C13	0.8
	13	4.5	0.5	16	16		130	D	22	13	F	66×48×107	SLP1DF02E1C13	0.8
	13	4.5	0.5	16	16	13	120	D	22	13	F	66×48×107	SLP1DF02V1C13	0.8
1/2"	13	4.5	0.5	16	16	13	80	D	22	13	F	66×48×107	SLP1DF02N1D13	0.7
	13	4.5	0.5	16	16		130	D	22	13	F	66×48×107	SLP1DF02E1D13	0.7
	13	4.5	0.5	16	16	13	120	D	22	13	F	66×48×107	SLP1DF02V1D13	0.7
3/4"	20	7.6	0.5	16	16	13	80	D	22	13	F	75×58×112	SLP1DF02N1E20	0.9
	20	7.6	0.5	16	16		130	D	22	13	F	75×58×112	SLP1DF02E1E20	0.9
	20	7.6	0.5	16	16	13	120	D	22	13	F	75×58×112	SLP1DF02V1E20	0.9
1"	25	12	0.5	16	16	13	80	D	22	13	F	96×70×131	SLP1DF02N1G25	1.4
	25	12	0.5	16	16		130	D	22	13	F	96×70×131	SLP1DF02E1G25	1.4
	25	12	0.5	16	16	13	120	D	22	13	F	96×70×131	SLP1DF02V1G25	1.4
1 1/4"	35	22	0.5	16	16	13	80	D	22	13	F	131×96×146	SLP1DF02N1H35	2.8
	35	22	0.5	16	16		130	D	22	13	F	131×96×146	SLP1DF02E1H35	2.8
	35	22	0.5	16	16	13	120	D	22	13	F	131×96×146	SLP1DF02V1H35	2.8
1 1/2"	40	30	0.5	16	16	13	80	D	22	13	F	131×96×146	SLP1DF02N1J40	2.7
	40	30	0.5	16	16		130	D	22	13	F	131×96×146	SLP1DF02E1J40	2.7
	40	30	0.5	16	16	13	120	D	22	13	F	131×96×146	SLP1DF02V1J40	2.7
2"	50	48	0.5	16	16	13	80	D	22	13	F	165×120×167	SLP1DF02N1K50	4
	50	48	0.5	16	16		130	D	22	13	F	165×120×167	SLP1DF02E1K50	4
	50	48	0.5	16	16	13	120	D	22	13	F	165×120×167	SLP1DF02V1K50	4