

CLASSE 9 TWO GROUP USB and S models

Pre-Install Checklist

ELECTRICAL REQUIREMENTS:

Espresso Machine


Voltage Range: 208-240 VAC Single Phase

Watts: 6000

Circuit Size: 30 amps

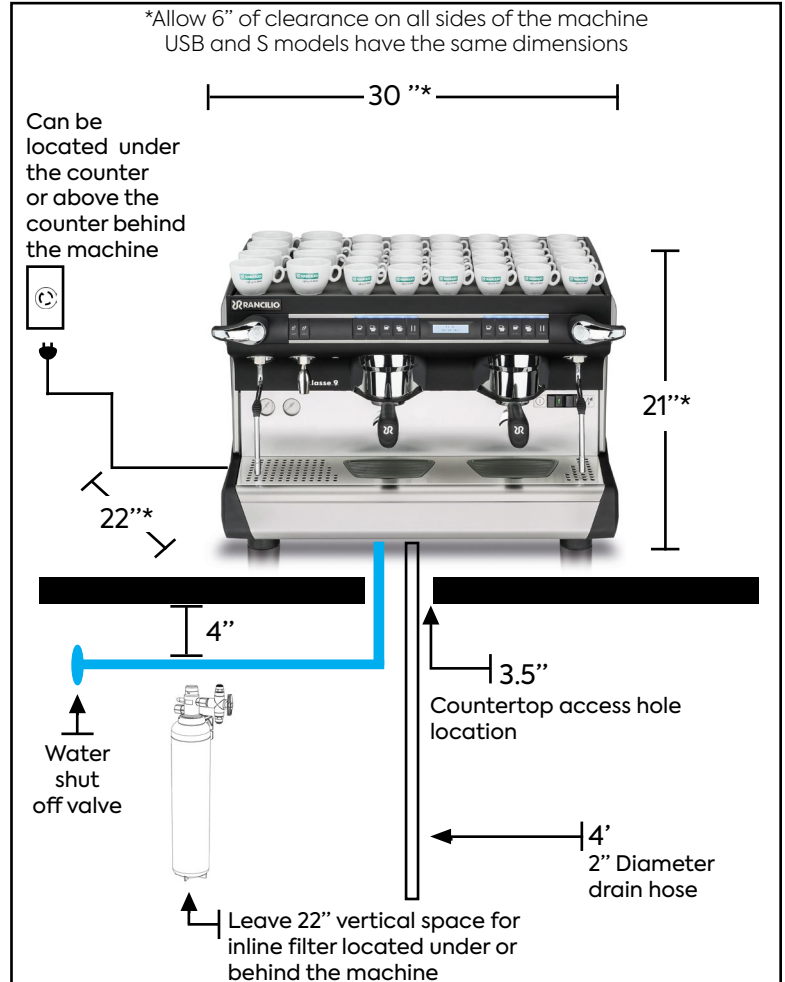
SUGGESTED RECEPTACLE FOR ESPRESSO MACHINE:

NEMA L6-30R

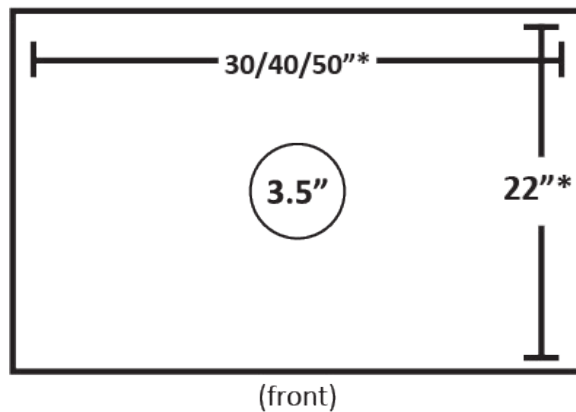


L6-30R

PLEASE NOTE: Rancilio coffee machines do not use a neutral line. A dedicated ground wire is required for proper performance.



DRILLING PLAN



CLASSE 9 TWO GROUP USB and S models

Pre-Install Checklist

WATER REQUIREMENTS:

Dedicated cold water access line with standard female 3/8" NPT fitting and manual shut-off valve within 4' of the machine.

Water entering the machine should have a water hardness level of 2-3 GPG at all times.

Line pressure of water going to the machine should be between 30-70psi. If it is not consistently within this range, please install a pressure regulator.

DRAIN REQUIREMENTS:

Open gravity drain with minimum 2" I.D., within 4' of the machine.

SPACE REQUIREMENTS:

Allow at least 6" of clearance on all sides of the machine.

Allow 24" x 5" of space for in-line filter. Filter can be mounted behind the machine or under the counter.

COFFEE REQUIREMENTS:

On installation day, you must have 2 lbs of each type of coffee you are serving (i.e. 2 lbs of regular and 2 lbs of decaf coffee beans).

MILK REQUIREMENTS:

If an iSteam is installed on the machine, please provide 1 gallon of milk to allow the technician to set up the iSteam.

Sign and return via fax to Rancilio Group North America at **630-914-7901** or print, sign, scan and email to

servicecoordinator@ranciliogroupna.com.

By signing, you agree to the following:

- If the installer arrives and the site is not ready, pre-payment of \$500 must be issued to Rancilio before a second installation attempt will be made.
- Installation must be completed by a certified technician with written permission from Rancilio.
- You have read and understood this Pre-install Checklist.
- You are aware of the requirements needed for the installation.

Failure to comply will void all warranty and maintenance packages.

Full Name*

Company Name*

Email*

Phone*

Address/Site Location*

Signature*

Date*

*Required information