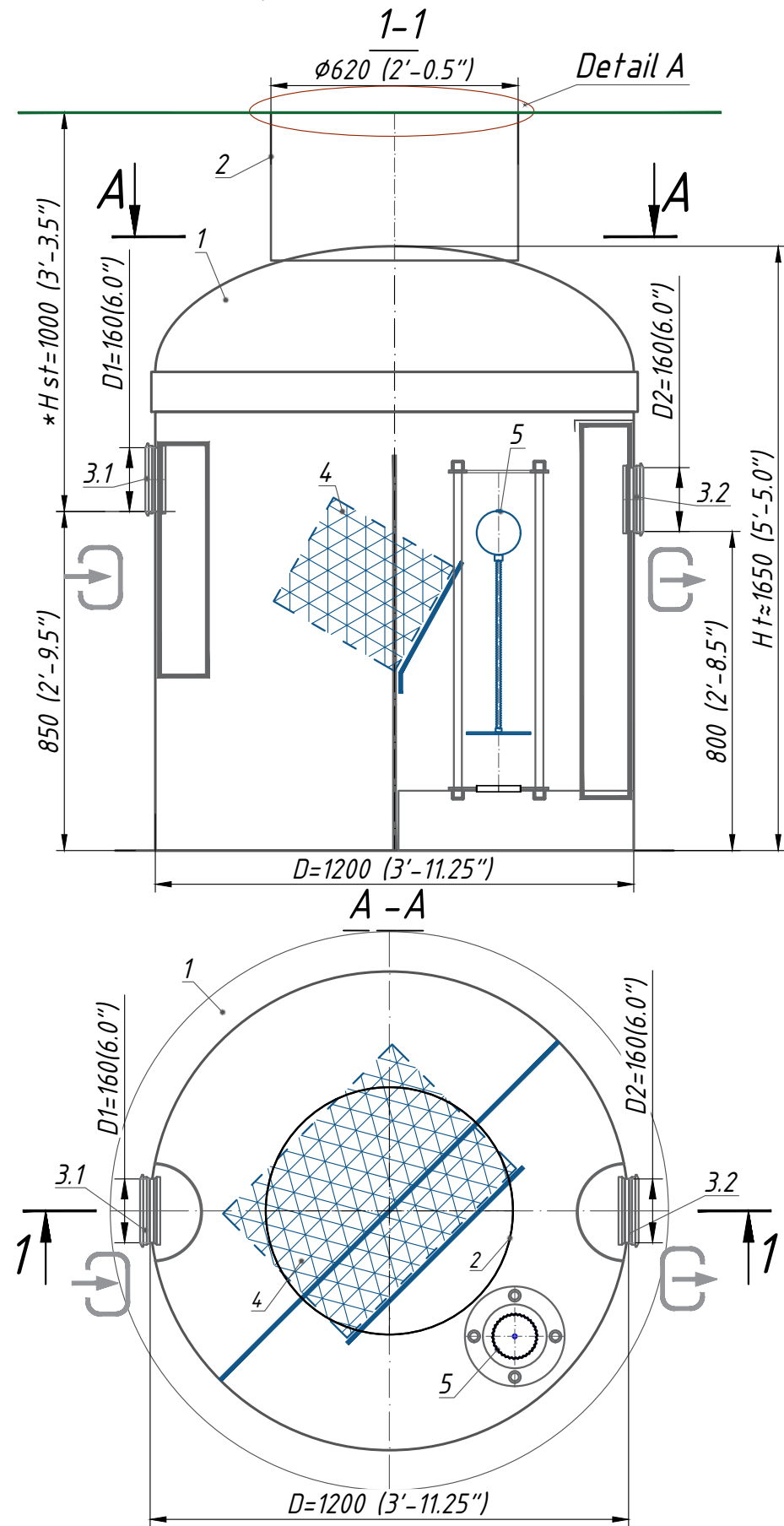


# Oil and water Separator OilBase100 -3 (50) (S 1:16)

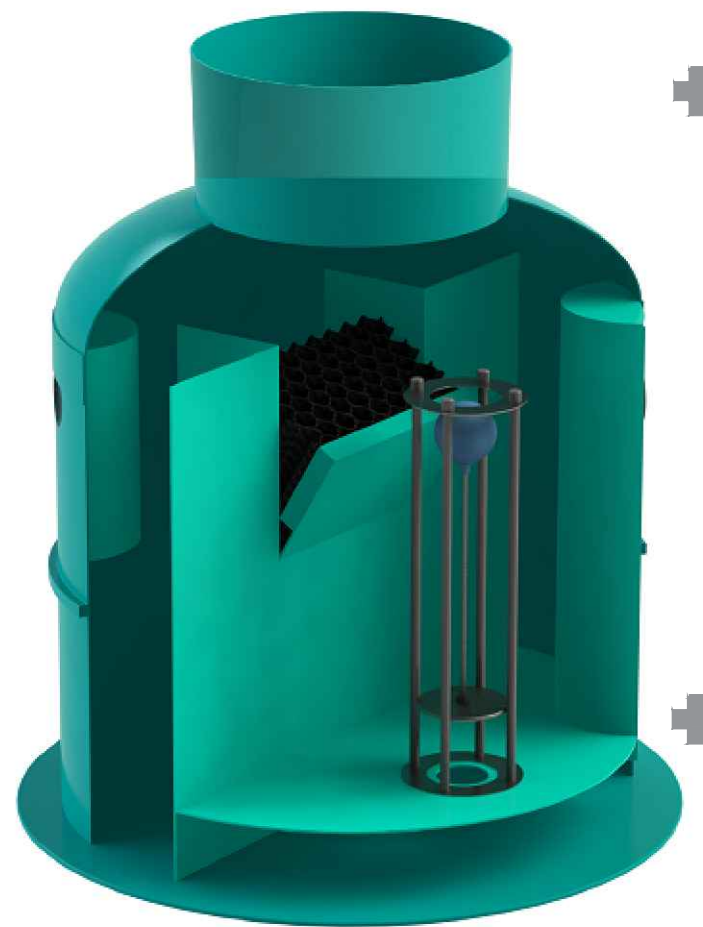


## Specification of materials and equipment. Standard equipment \*\* (Tabl. 1)

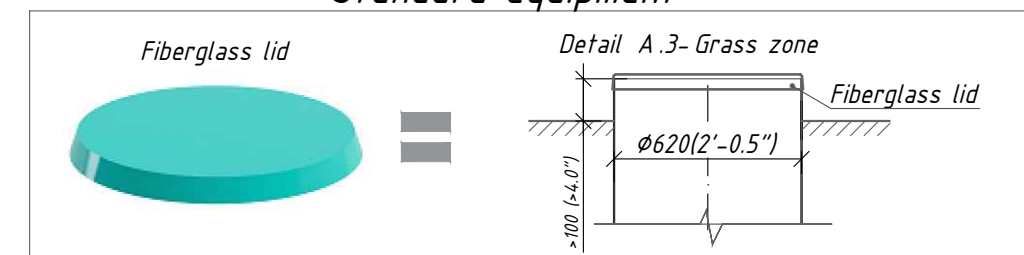
Pos.	Identification	Name	Q-ty	Mass pc.,kg	Note
1	Vodaland	Oil and water Separator Vodaland OilBase100 -3(50), disch. 3 l/s or 50 gpm, (0 -ByPass) fiberglass, D= 1200 (3'-11.25"), Ht≈1650 mm (5'-5.0")	1	124	compl.
2		Inspection manhole $\phi 620$ (2'-0.5")	1		compl.
3.1,3.2	D1-Inlet / D2-Outlet	Rubber seal for connection $\phi 160$ (6.0")	2		compl.
4		Coalescent block	1		compl.
5		Automatic locking device 160 (6,0")	1		compl.
		Volume of light liquids	40		gal
		Volume of sludge trap	80		gal

\*\*The product is shipped according to Standard Equipment (Tabl. 1), unless otherwise specified in the Additional Information

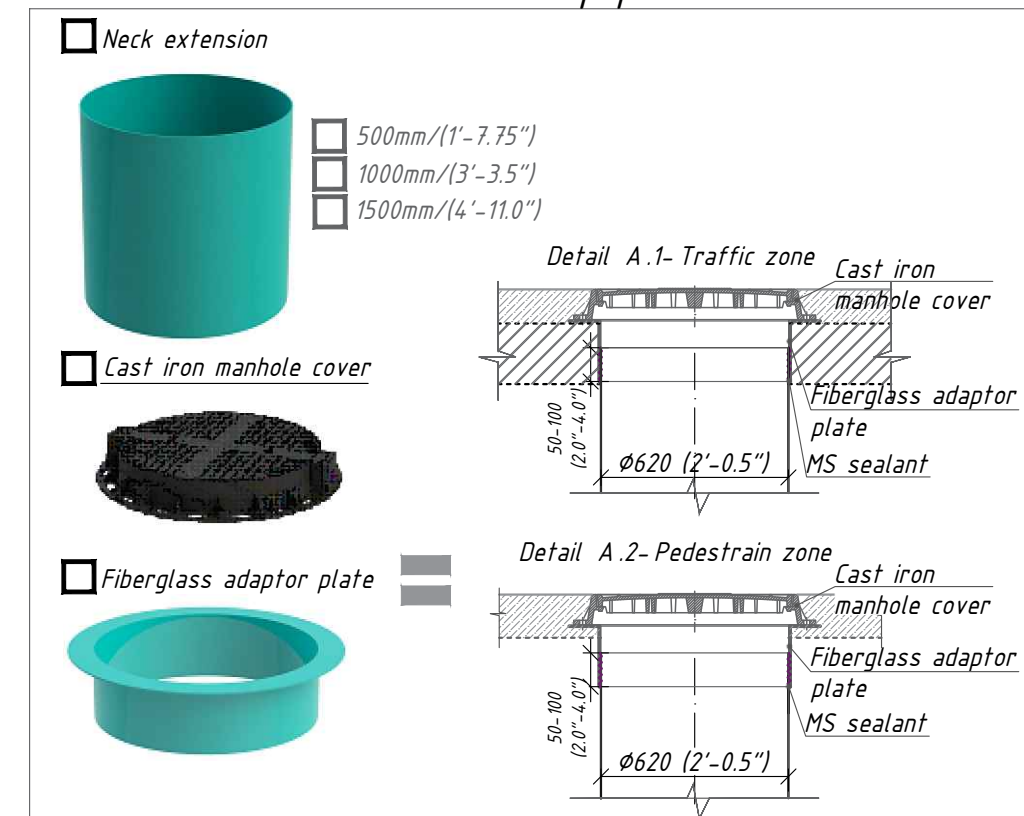
### Oil and water Separator



### Standard equipment



### Additional equipment



#### Note:

- \*H-depth of the inlet connection (in standard equipment H up to 1000 mm (3'-3.5")).
- \*\*The product is shipped according to Standard Equipment (Tabl. 1), unless otherwise specified in the Additional Information.
- \*\*\*The manufacturer reserves the right to make design and schematic changes that do not impair the characteristics of the product as a whole. Engineering tolerance of deviation from base dimension is 1-3%.

#### Additional Information:

Oil and water Separator  
OilBase100 -3(50)

Factory ID: OB1-3

Vodaland Canada Inc. 5900 Ambler Drive, Unit 1 & 2, Mississauga, ON L4W 2N3 +1 (905) 238 1771

