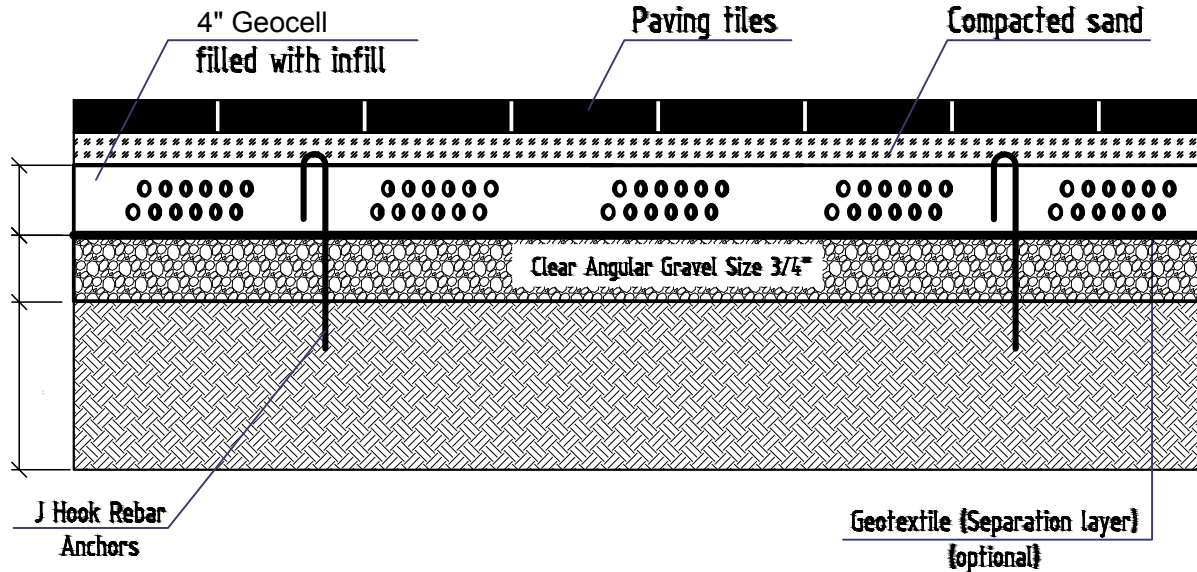





4" GEOCELL (Load Class A-C) Paving tiles



4" Geocell (art.8710)



NOTES:

1. 4" geocell system should be installed in accordance with the manufacturer's instructions and recommendations.
2. The manufacturer's technical consultation may be required to determine the correct load class.
3. The drawing of installation for the 4" geocell system is not an official guideline, but is a recommendation.
4. Layers shown in cross-section need to be compacted.
5. Geo-textile is to be used for stability and to prevent mixing between layers.
6. We recommend anchors on each corner of the grid, and throughout the perimeter. Needed on sloped installations, mostly.
7. Follow for updates to the instructions and recommendations on the website vodaland.ca

Application

driveways, parking, stone paver base, shed base, hot tub base, walkways, patios, erosion control up to 33 degrees

UNLESS OTHERWISE SPECIFIED DIMENSIONS ARE IN MILLIMETERS		FINISH	BEARING AND DURABLE SHARP EDGES	NO NOT SCALE DRAWING	REVISION
DRYAN	MARK	SIGNATURE	DATE	TITLE	
DATE				4" geocell (Load Class A-C)	
APP'D				MATERIAL	ARTICLE
APP'D				Plastic	8710