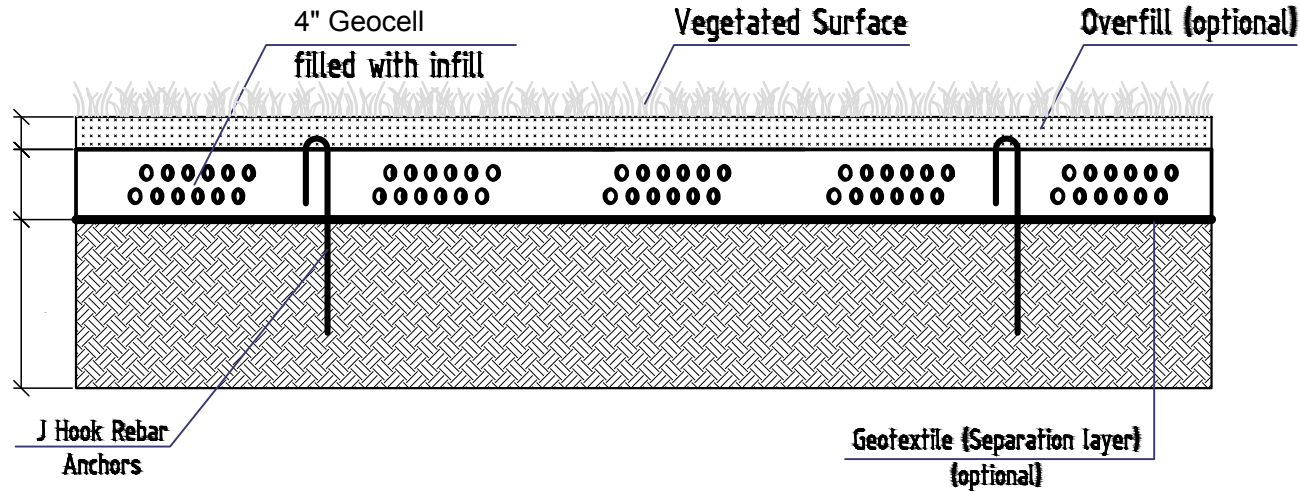





4" GEOCELL (no loads) Grass fill



4" Geocell (art.8710)



NOTES:

1. 4" geocell system should be installed in accordance with the manufacturer's instructions and recommendations.
2. The manufacturer's technical consultation may be required to determine the correct load class.
3. The drawing of installation for the 4" geocell system is not an official guideline, but is a recommendation.
4. Layers shown in cross-section need to be compacted.
5. Geo-textile is to be used for stability and to prevent mixing between layers.
6. We recommend anchors on each corner of the grid, and throughout the perimeter. Needed on sloped installations, mostly.
7. Follow for updates to the instructions and recommendations on the website vodaland.ca

Application

erosion control, garden beds, sloped lawns up to 33 degrees

UNLESS OTHERWISE SPECIFIED DIMENSIONS ARE IN MILLIMETERS		FINISH		SEAM AND CORNER SHARP EDGES		DO NOT SCALE DRAWING		REVISION	
SURFACE FINISH									
TOLERANCES									
LINEAR									
ANGULAR									
DESIGN	NAME	SIGNATURE	DATE			TITLE			
CHECK						4" geocell (no loads)			
APPROVE									
DATE									
				MATERIAL		ARTICLE			
				Plastic		8710			