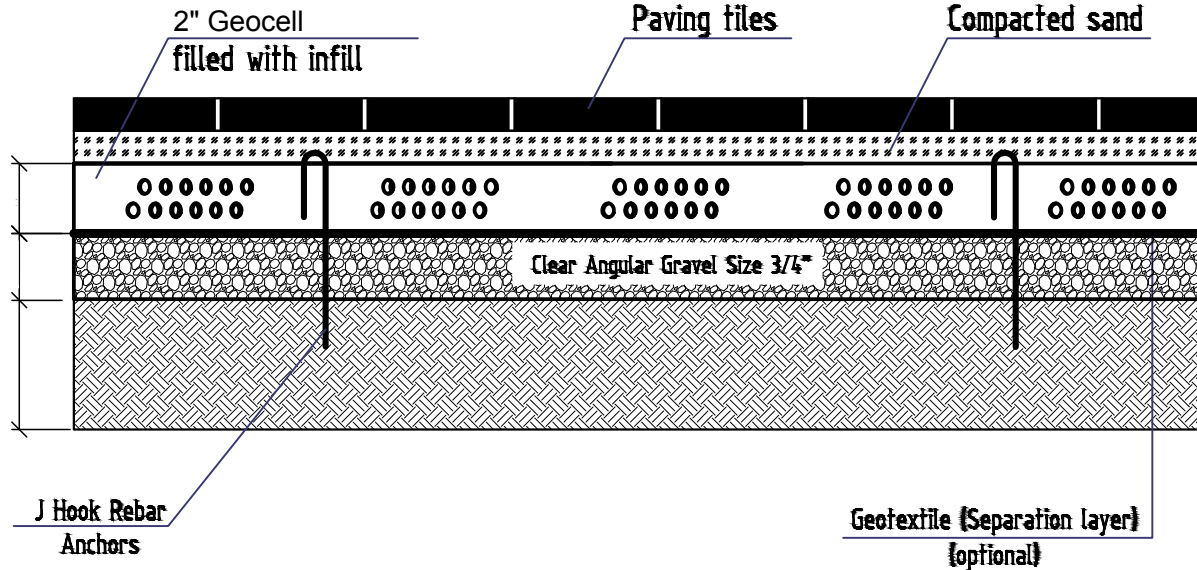





# 2" GEOCELL (Load Class A) Paving tiles



2" Geocell (art.8750)



### NOTES:

1. 2" geocell system should be installed in accordance with the manufacturer's instructions and recommendations.
2. The manufacturer's technical consultation may be required to determine the correct load class.
3. The drawing of installation for the 2" geocell system is not an official guideline, but is a recommendation.
4. Layers shown in cross-section need to be compacted.
5. Geo-textile is to be used for stability and to prevent mixing between layers.
6. We recommend anchors on each corner of the grid, and throughout the perimeter. Needed on sloped installations, mostly.
7. Follow for updates to the instructions and recommendations on the website [vodaland.ca](http://vodaland.ca)

### Application

walkways, stone paver base, gravel yards, patios, erosion control up to 10 degrees

UNLESS OTHERWISE SPECIFIED DIMENSIONS ARE IN MILLIMETERS		FINISH	BEARING AND SOILS CLASS EDGES	NO NOT SCALE DRAWING	REVISION
ISSUED	NAME	SIGNATURE	DATE	TITLE	
CHECKED				2" geocell (Load Class A)	
APPROVED				MATERIAL	ARTICLE
				Plastic	8750