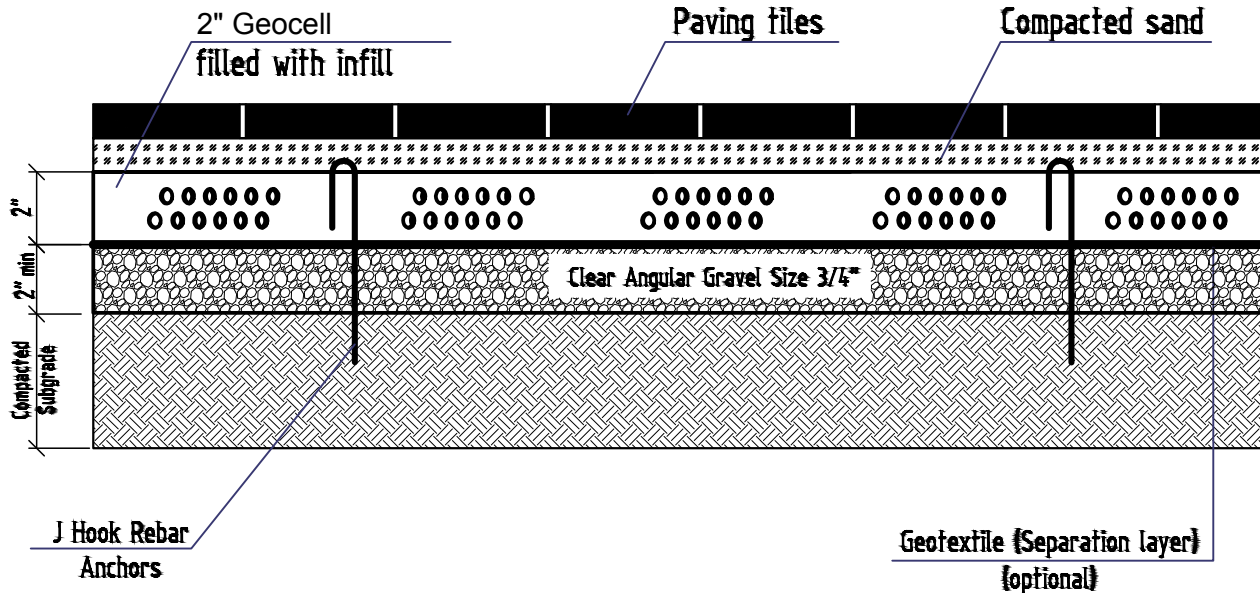





# 2" GEOCELL (Load Class A) Paving tiles



2" Geocell (art.8750)



**NOTES:**

1. 2" geocell system should be installed in accordance with the manufacturer's instructions and recommendations.
2. The manufacturer's technical consultation may be required to determine the correct load class.
3. The drawing of installation for the 2" geocell system is not an official guideline, but is a recommendation.
4. Layers shown in cross-section need to be compacted.
5. Geo-textile is to be used for stability and to prevent mixing between layers.
6. We recommend anchors on each corner of the grid, and throughout the perimeter. Needed on sloped installations, mostly.
7. Follow for updates to the instructions and recommendations on the website [vodaland.ca](http://vodaland.ca)

Application

walkways, stone paver base, gravel yards, patios, erosion control up to 10 degrees

UNLESS OTHERWISE SPECIFIED DIMENSIONS ARE IN MILLIMETERS				FINISH		BEARING AND SHOCK SHARP EDGES		DO NOT SCALE DRAWING		REVISION	
SURFACE FINISH				TOLERANCES		LINEAR		ANGULAR		TITLE	
DRAWN				NAME		SIGNATURE		DATE		2" geocell (Load Class A)	
CHECK'D											
APP'D											
REV'D											
MATERIAL				Plastic				ARTICLE: 8750			