




Primary Usage
Reference No.
Sign. and date
Copy inv. No.
Repl. Inv. No.
Sign. and date
Orig. Inv. No.

12x12 Galvanized Steel Grating Mesh



1. Area of water intake slots 185 sq in [1195 sq cm]
2. Deviation of the actual weight of the nominal can be up to 10%

					Art.	3320			
					12x12 Galvanized Steel Grating Mesh				
Rev.	Sheet	Doc. No.	Sign.	Data	3320 Load Class A	Let.	Weight (lb)	Scale	
				11.09.18			4.1	1:2	
						Sheet	Sheets 1		
					Steel				