
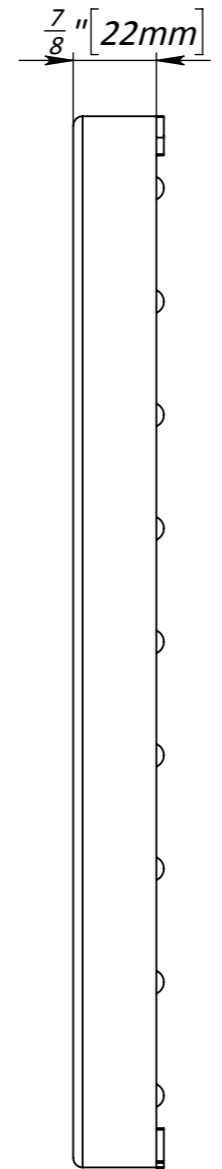
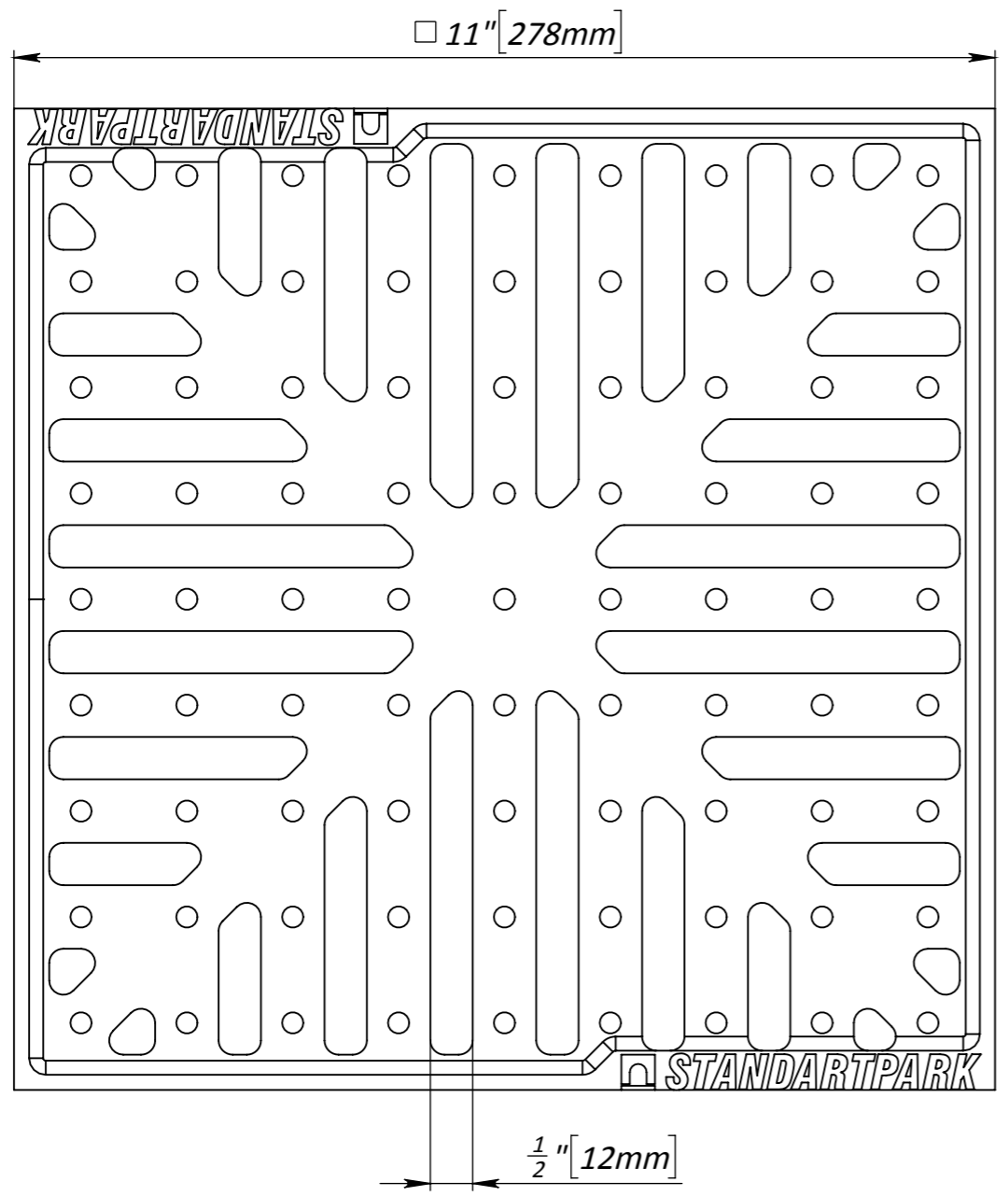


Primary Usage
Reference No.
Sign. and date
Copy inv. No.
Repl. Inv. No.
Sign. and date
Orig. Inv. No.

12x12 Ductile Cast Iron Grating Slotted



- 1. Area of water intake slots 39 sq in [252 sq cm]
- 2. Deviation of the actual weight of the nominal can be up to 10%

					Art.	3334		
					12x12 Ductile Cast Iron Grating Slotted			
Rev.	Sheet	Doc. No.	Sign.	Data	<b>3334</b> Load Class C	Let.	Weight (lb)	Scale
				11.09.18			13.1	1:2
						Sheet	Sheets 1	
					Ductile Cast Iron		