


MACRAME KIT

plant hanger



Includes everything you need:

- cotton cord
- wood ring
- ceramic pot

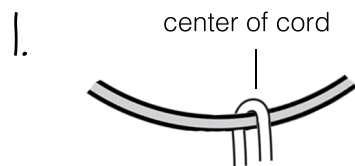


@jewelrymadebyme

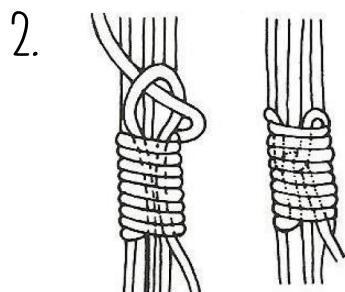
Shop full line of DIY Kits
Magasiner toute la gamme
de trousse de bricolage
www.jewelrymadebyme.com



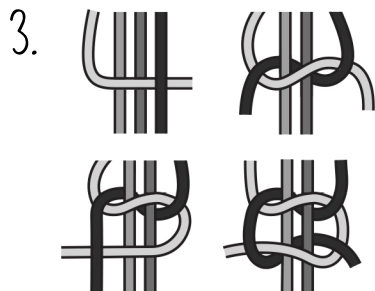
INSTRUCTIONS



Cut cotton cord into 6 lengths, each approx. 4yds long, and loop each cord through the wood ring.



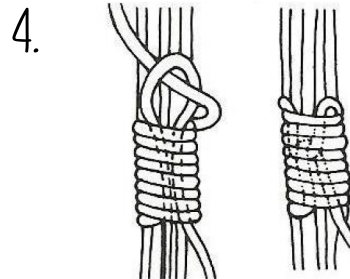
Cut a 1yd length of cord and tie a Gathering Knot around the group of cords just under the wood ring.



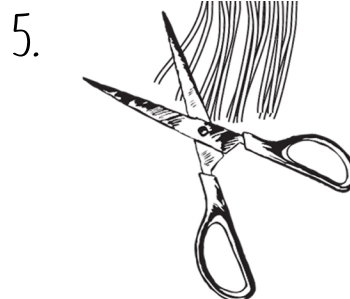
Using 2 pairs of cord for each knot, make 12 Square Knots, and repeat to make 2 more sets of 12 Square Knots.

Leave approximately 6in unknotted and tie 2 more Square Knots with the groups of cord.

Leave 6in unknotted again and tie 6 more Square Knots with the groups of cord.



Cut a 1yd length of cord and tie a Gathering Knot around the group of cords under the last group of Square Knots.



Cut cords to desired length.