


# MACRAME KIT

moon wall hanging



Includes everything you need:

- 6" x 9" metal moon frame
- cotton cord

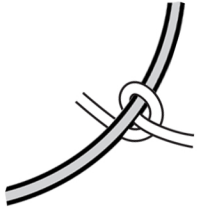


@jewelrymadebyme

Shop full line of DIY Kits  
Magasiner toute la gamme  
de trousse de bricolage  
[www.jewelrymadebyme.com](http://www.jewelrymadebyme.com)

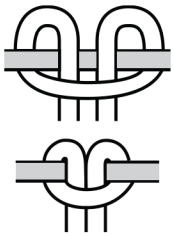
# INSTRUCTIONS

1.



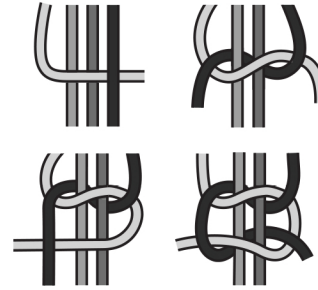
Wrap approximately 48yds of cord firmly around the wire frame and tie a knot to secure.

2.



Cut 26 lengths of cord, 2yds each. Tie each in a Lark's Knot along the bottom of the frame.

3.



Use 2 pairs of cord each to tie Square Knot's as shown in example, or in desired pattern.

4.



Cut excess cord ends as desired.