

 CROSSBEATS

enigma

---

USER MANUAL





**TOUCH ENABLED EARBUDS  
WITH ANC MODE**



## OVERVIEW

1. Touch area
2. Charging pin earbud
3. Charging pin case
4. Reset button
5. Wireless charging
6. LED lights on case
7. USB-C charging port

1



Take out the earbuds from the charging case

2



The earbuds will auto power on

3



Search for CB-ENIGMA in your phone's Bluetooth list

4



Click to connect

**FIRST TIME PAIRING**

## MONO PAIRING

1



For mono mode, take out either of the earbud when already paired

2



The music will automatically play in that particular earbud


## RESET



Press the button on the charging case to reset the earbuds

**MONO PAIRING & RESET**

Note:  Tap  Touch and hold



# CONTROLS



**NORMAL MODE**

**AMBIENT MODE**

**ACTIVE NOISE  
CANCELLING MODE**

NOTE: Switch between 3 different noise cancelling mode by double tapping on the left earbud.

**DIFFERENT SOUND MODES**





Use the TYPE-C cable  
provided in the box for charging

or



Place the charging case on the  
wireless charging dock/pad

---

**CHARGING**




Standard white light will be visible on case while earbuds are charging


White light on case will start to blink when you open the case indicating pairing

LED INDICATORS ON CASE





 +91 96112 93293

 +91 96112 93293

 [support@crossbeats.com](mailto:support@crossbeats.com)