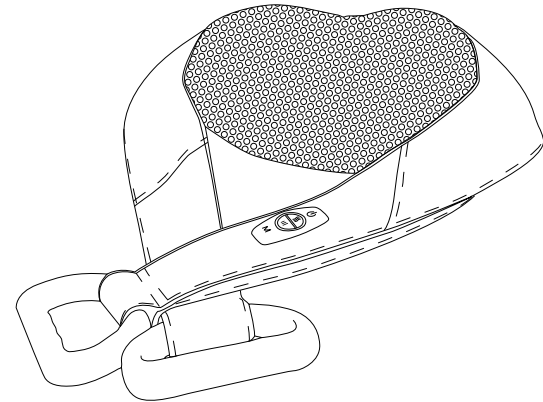


Please keep this manual for future reference.



CORDLESS SHIATSU NECK & BODY MASSAGER

User Manual



Infinity Massage Chairs
72 Stard Road
Seabrook, NH 03874
603-910-5000



www.infinitymassagechairs.com

Thank you for choosing the Infinity CORDLESS SHIATSU NECK & BODY MASSAGER with Heat. Please read the User Manual carefully before using the massager. Keep this booklet in a safe place for future reference.

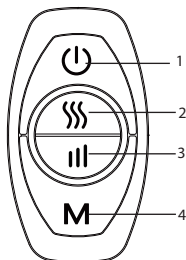
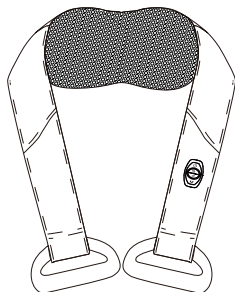
IMPORTANT SAFETY WARNINGS:

- Please use this product in accordance with the guidelines of this manual.
- Do not allow any foreign objects to enter the clearance between the massage head and casing.
- To prevent short-circuiting, avoid getting the massager wet. Avoid contact with liquids/ water.
- If the main cable or plug is damaged, do not turn on the massager or attempt to repair the plug. Please contact Infinity for troubleshooting instructions.
- Disconnect the product from the power supply after use and before cleaning to avoid electrical injury.
- Children and disabled individuals should be supervised while using this product.
- Do not attach anything else to the massager during use.
- Do not place heavy objects on massager when not in use.
- Do not use this product within one hour after eating.
- Do not use this product immediately after there has been a sharp change in the environmental temperature.
- Do not use this product in a dusty or corrosive environment.
- Do not cover the massager with a blanket or pillow during use.
- Do not fall asleep while using this product.
- Do not use product on pets.

The following people should consult their doctor prior to using this massager:

- People with contagious skin conditions.
- People with osteoporosis or other bone and muscle conditions.
- People with heart disease and/or people with electrical medical instruments such as pacemakers.
- People with high fevers.
- Women who are pregnant.
- People with injuries or recovering from injuries.
- The massager has a heated surface. Those sensitive to heat should use this massager with caution.

MASSAGER OPERATION



1. Power Button
2. Heat Button
3. Speed Button
4. Mode Button
5. AC Adapter



CHARGING

Fully charge the massager before first use.

1. Plug the AC ADAPTER into the DC IN JACK. Plug the AC ADAPTER into an electrical outlet.
2. The CHARGING LED INDICATOR will turn red to indicate charging.
3. The CHARGING LED INDICATOR will turn green when the massager is fully charged.
4. Approximate charging time is 4.5 hours.
5. The CHARGING LED INDICATOR will flash blue when the battery needs to be charged.

OPERATION

1. Press the POWER BUTTON to turn the massager on. The massaging nodes will move in a forward/reverse direction and the heat will turn on.
 2. Gently apply to desired area for targeted relief.
 3. Auto modes:
 - Auto-rotating as default, mode button Blue.
 - Press mode button to change to Sooth, mode button Purple.
 - Press mode button again to change to Energy, mode button Red.
 - Press mode button again to change to Single direction, mode button Green.
 - Press mode button again to cycle through the Modes.
 4. Press Speed Button once to set rotating speed to Fast rotating speed, LED Solid blue. Press again to Slow rotating speed, LED slow flashing blue. Press the Speed Button the 3rd time, medium speed will be on and with fast flashing blue.
 5. Press the HEAT BUTTON to turn heat off. Press the HEAT BUTTON to turn heat on.
 6. Press the POWER BUTTON to turn the massager off.
- Note: Massager automatically shuts off after 20 minutes of continuous use.

LI-ION BATTERY WARNINGS

This device contains a Lithium-ion battery. The battery must be recycled or disposed of properly. Contact your local waste management office for information on battery recycling or disposal.

SPECIFICATIONS

Adapter: Input: 100-240V~50/60Hz

Output: DC 13V 1.8A

Battery Type: Li-ion 3200mAh 11.1V

Battery Life: Approx. 2 hours 40 mins (with heat)

Battery Charge Time: Approx. 4.5 hours

CARE AND MAINTENANCE

1. Unplug the massager from the electrical outlet before cleaning.
2. Outer cover spot clean only.
3. Store in a cool, dry place.

MAINTENANCE

A. Storage

- When not using the massager, store it back in the box and place it in a dry, well-ventilated, cool area.
- Do not twist wires.
- Avoid sharp objects to prevent scratching surface of the product.
- Keep out of direct sunlight and high temperatures.

B. Cleaning

- Unplug power cord before cleaning.
- Use a dry cloth only to spot clean the surface of the product. Avoid direct contact with water.
- Do not use corrosive cleaners such as benzene or bleach products.

C. Maintenance

- Keep the product clean and away from moisture.
- Cover up the product when not in use to avoid dust.



Warning: This product has an internal temperature protection device. When the safe temperature or safe heat use duration is exceeded, the heat will be turned off automatically. Please unplug the power to allow machine to cool after use.

Infinity Technical Support

If you have any questions about maintenance or are experience technical difficulties with your massager, please contact Infinity's technical support team at 603-910-5000 for assistance.

TROUBLESHOOTING

Problem	Possible Cause	Possible Solution
Massager not responding	No power	Check power supply
Massager suddenly stops operating	No power	Check power supply
	Massager in-use for more than 20 minutes	Turn off massager to allow for cool-down period. Restart it using Power button.
	Overheating due to overuse	Turn off massager to allow for cool-down period. Restart it using Power button.

SPECIFICATIONS

Model	CORDLESS SHIATSU NECK & BODY MASSAGER
Dimensions	15.75" x 7.5" x 7.1" (L x W x H)
Weight	4.06 lbs
Rated Voltage	DC 13V 1.8A
Rated Power	23.4 W
Rated Duration	20 Minutes