

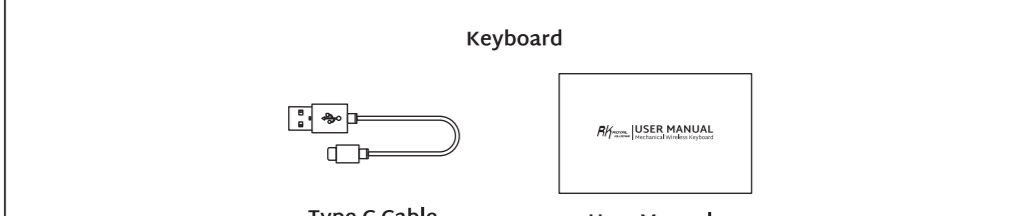



USER MANUAL

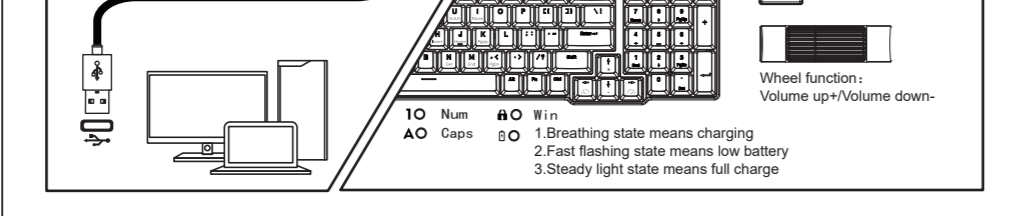
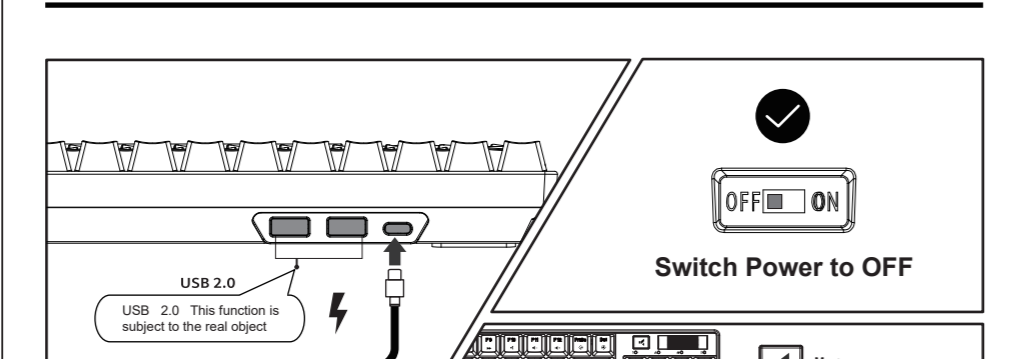
Mechanical Wireless Keyboard

166-99201-02

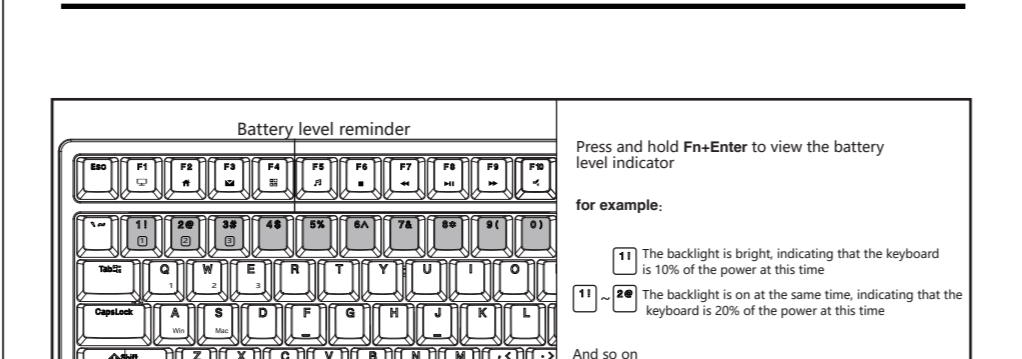
PRODUCT BASIC



WIRED MODE & INDICATOR FUNCTION



BATTERY REMINDER



Press and hold **Fn+Enter** to view the battery level indicator

for example:

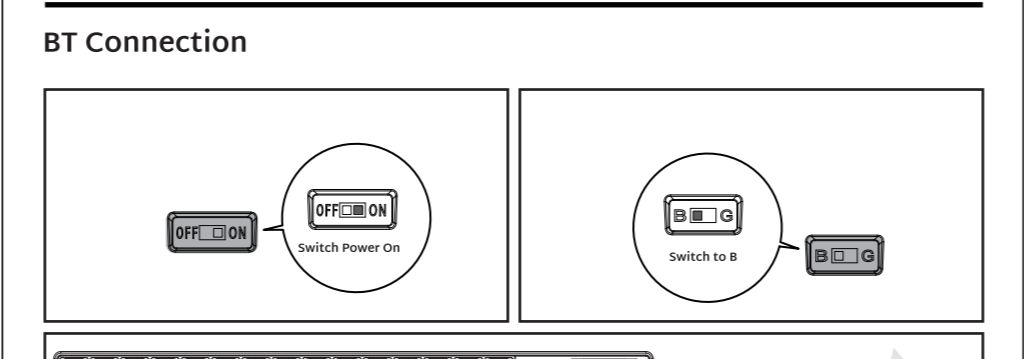
[11] The backlight is bright, indicating that the keyboard is 10% of the power at this time

[11] [11] the backlight is on at the same time, indicating that the keyboard is 20% of the power at this time

And so on

[11] [11] The backlight is on at the same time, indicating that the keyboard power is 100% at this time

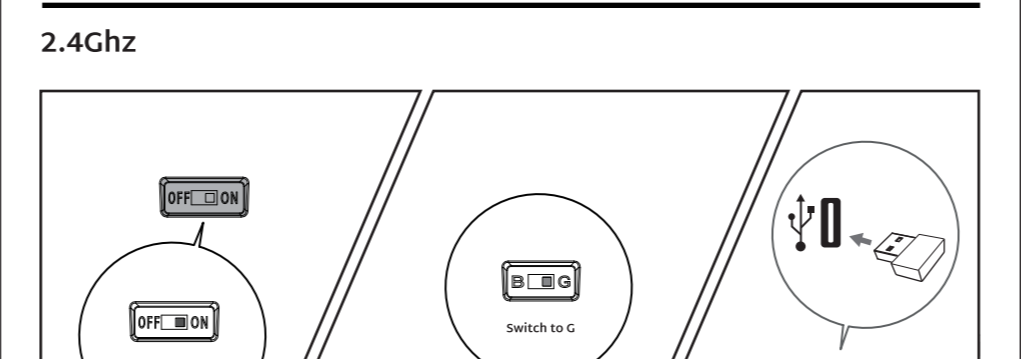
HOW TO USE



1 SHORT PRESS
Fn+Q/W/E/ to BT Channel

2 LONG PRESS
Fn+Q/W/E/ Entry Pairing Mode


HOW TO USE



1 SHORT PRESS
Fn+Q/W/E/ to BT Channel

2 LONG PRESS
Fn+Q/W/E/ Entry Pairing Mode

BACKLIGHT CONTROL



Fn + **Power** ☉ Switch Backlight Mode

Fn + **↑** ✱ Backlight Brightness +

Fn + **↓** ✱ Backlight Brightness -

Fn + **RL** 🗄 Windows Lock

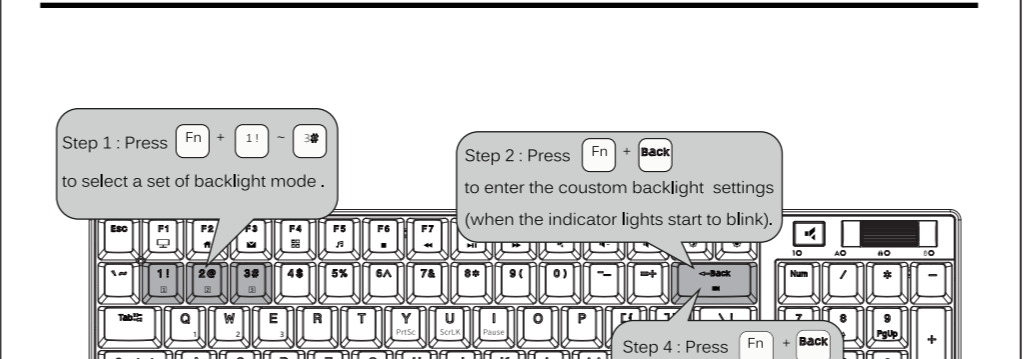
Fn + **DN** 🌑 (The same applies to RGB) Monochrome switching

Fn + **↻** ⚙ Backlight Speed +

Fn + **↻** ⚙ Backlight Speed -

Fn + **Reset** 🔄 Restore to factory settings

COUSTOM BACKLIGHT SET



Step 1: Press **Fn + [11]** to select a set of backlight mode.

Step 2: Press **Fn + Back** to enter the custom backlight settings (when the indicator lights start to blink).

Step 3: Press the keys that needs to set the backlight, repeat this step and complete other key backlight settings.

Step 4: Press **Fn + Back** again to save and exit.

MULTIMEDIA KEY FOR WINDOWS

In Windows mode(FN + A: switch to Windows system)

Fn + F1	Computer	Fn + F7	Last song
Fn + F2	Browser	Fn + F8	Play / pause
Fn + F3	Mailbox	Fn + F9	Next song
Fn + F4	Calculator	Fn + F10	Mute
Fn + F5	Player	Fn + F11	Volume-
Fn + F6	Stop	Fn + F12	Volume+

MULTIMEDIA KEY FOR MAC

MAC system(FN + S: switch to MAC system)

Fn + F7	Last song	Fn + F10	Mute
Fn + F8	Play / pause	Fn + F11	Volume-
Fn + F9	Next song	Fn + F12	Volume+

SPECIAL FUNCTION KEYS

Fn + Y	PrtSc	Fn + K	PgUp	Fn + H	Insert
Fn + U	ScrLK	Fn + N	Del	Fn + J	Home
Fn + I	Pause	Fn + M	End	Fn + <	PgDn

SYSTEM REQUIREMENTS

BT Mode

- Device With Bluetooth 5.1 or later
- PC: Windows 7 or Later
- Mac: macOS X 10.6 Snow Leopard or Later
- iOS: All iPads/iPhone 5 or Later
- Android: 5.0 Lollipop or Later

Wired/2.4Ghz Mode

- Computer With Available USB port
- PC: Windows 7 or Later
- Mac: macOS X 10.6 Snow Leopard or Later

Have an issue with one of our RK products?

Feel free to contact us with any product issues or questions. We will reply as quickly as possible to ensure all your needs are handled. Please contact the seller



WIRELESS TIMELESS ENDLESS