



**TURTLE PLASTICS®**  
Safety & Stabilization Product Solutions

# DURA CRIB™ BRAND PRODUCTS SAFETY & REFERENCE MANUAL

**ATTENTION: ALL DISTRIBUTORS, INSTALLERS AND/OR PURCHASERS OF TURTLE PLASTICS' DURA CRIB PRODUCTS; PLEASE FOLLOW ALL PRODUCT WARNINGS AND INSTRUCTIONS ENCLOSED IN THIS MANUAL.**

**FAILURE TO DO SO POSES RISK OF SERIOUS INJURY OR DEATH TO THE USER AS A RESULT OF SLIPS, TRIPS, FALLS, ENTRAPMENT OR ROLLOVER OF EQUIPMENT.**

**ENSURE THIS MANUAL IS DISTRIBUTED TO ANYONE CURRENTLY USING THESE PRODUCTS OR PRIOR TO ANYONE USING THESE PRODUCTS.**



Revised July 2021  
Please read and save this manual.

# DURA CRIB BRAND PRODUCTS WORKING LOAD GUIDE

TURTLE PLASTICS DURA CRIB BRAND PRODUCTS WORKING LOAD REFERENCE GUIDE				
Product Photo				
Capacity	Heavy Duty	Heavy Duty	Heavy Duty	Heavy Duty
Mfg. Part #	S612-24	S612-12	66SC-36	67HDC-30
Product Name	The Slab®	Half Slab®	Super Crib XL® - Platform Base Crib Block	Black Diamond Crib®
Working Load (KG/LBS)	110,000/242,508	55,000/121,254	78,400/172,842	71,600/157,850
PSI	865	865	865	865
Product Photo				
Capacity	Heavy Duty	Heavy Duty	Medium Duty	Light Duty
Mfg. Part #	67PC-24	44HDC-30	67SC-24	1B, 2B, 3B
Product Name	Prime Crib®	Profile Crib®	Super Crib®	Turtle Lock Block/Block®
Working Load (KG/LBS)	58,800/129,631	50,800/111,994	48,900/110,000	31,000/68,343 per block
PSI	865	865	735	865
Product Photo				
Capacity	Light Duty	Light Duty	Light Duty	Light Duty
Mfg. Part #	67HDC-10	44PL-18	44-18	24-18
Product Name	Little Black Diamond Crib®	Hybrid Crib®	44 Pyramid Crib®	24 Pyramid Crib®
Working Load (KG/LBS)	23,700/52,249	20,500/45,194	13,607/30,000	8,164/18,000
PSI	865	735	735	865
Product Photo				
Capacity	Light Duty-Fire Industry	Light Duty-Fire Industry	Medium Duty	Medium Duty
Mfg. Part #	SC-1, SC-2, SC-3	SC-COG-1	CTP2424-2 and CTP1818-1.5	PSP24
Product Name	Standard, Medium and Giant Step Chock	Cog Step Chock	ModPad® (US Pat. No. D604,788)	Single Prime/Super Crib Pad
Working Load (KG/LBS)	4,400/7,700 per chock	1,701/3,750 without cog or 2,722/6,000 with cog	54,431/102,058 and 120,000/225,000	
PSI	865 each size	865	369 and 402	3000
Product Photo				
Capacity	Super Heavy Duty	Super Heavy Duty	Super Heavy Duty	Light Duty
Mfg. Part #	SP24-2	PCP24	SP24 and SP12	PSP18
Product Name	Slab Pad Two	Prime Crib Stack Pad	Slab Pad and Half Slab Pad	Single Hybrid Crib Pad
Working Load(KG/LBS)	Dura Crib products are made from 100% recycled HDPE composite plastic. Dura Crib green handled pads are made from LHMW high impact plastic.			
PSI	3,000	3,000	3,000	3,000

# GENERAL PRODUCT INFORMATION

---


Turtle Plastics' Dura Crib brand products are recycled HDPE composite plastics blocks, step chocks and cribbing pads (some pads are made from UHMW high impact plastic) designed with interlocking facades and load rated to allow for cribbing/stabilization applications during rescue maneuvers in the first response community or during lifting operations of various sized equipment, machinery or vehicles during maintenance or repair in an industrial setting. The product(s) should be used only by the end user/purchaser and should not be rented or leased to any third party.

NOTE: Product working load limits for Dura Crib brand products are maximized in a 77-degree Fahrenheit (25-degree Celsius) environment; temperatures above or below will decrease working load limits.

These products may have been sold under a different product name and/or part number. Please call Turtle Plastics at 1-800-756-6635 or check with your distributor if you are unsure.

## DEFINITIONS:

1. "DURA CRIB" a brand of Turtle Plastics' products that are designed for active lifting and stabilization applications. These products have at least one interlocking façade that consists of either/or pyramids, "Lincoln Log" style, channels, raised steps or pegs. These products are load rated and labeled. Most products have a high visibility lanyard strap(s).
2. "WORKING LOAD" also known as "design load" or "safe load", is generally a fraction of the "ultimate strength." "Ultimate strength" refers to the force required to cause complete failure of a supporting structure. "Working load" determines the size and number of box cribs required. "Working load" should be no more than 1/3rd of "ultimate strength." Please refer to the *U.S. Army Corps of Engineers Urban Search and Rescue Field Operations Guide* to better understand design load and ultimate strength in relationship to cribbing operations.
3. "BOX CRIB" is so named because of the box that is formed when the cribbing blocks are configured. The crib stack must be on a flat, level surface and the top tier of the box crib should be solid; that is, with several pieces laid side by side so that there are no openings (gaps) and/or topped with a solid plate that distributes the weight down to the contact points.




# GENERAL INSTRUCTIONS

---

1. Review, understand, and follow all safety instructions set forth in this manual when using any of the products.
2. Before using any of the products, familiarize yourself with applicable government regulations/ordinances/equipment owner's guides and your organization's policies and procedures for use of the products during lifting or stabilization maneuvers.
3. Before conducting any maneuver, understand the load rating and center of gravity of the equipment being lifted or stabilized.
4. Make sure the environment in which the products will be used is safe.
5. Only personnel trained in cribbing and shoring techniques should use the products.
6. Inspect products for any damage prior to use; do not use if damaged.
7. Replace products if worn or damaged.
8. Make sure whatever is being stabilized using the products is not left unattended or for prolonged periods of time.
9. Ensure products are clean and dry before use.
10. Products are intended for temporary use only.
11. The lanyard color on the Dura Crib products provides a generalized application duty of each product:
  - Green – UHMW plastic composite material – super heavy duty (EXCEPT PSP18 & PSP24)
  - Orange – HDPE plastic composite material – heavy duty
  - Blue – HDPE plastic composite material – medium duty
  - Yellow – HDPE plastic composite material – light duty
12. Please review the Working Load Reference Guide on page 2. Copy the reference guide and keep this manual and the reference guide near the area where products are being used.

# SAFETY INSTRUCTIONS

---



1. User(s) of these products must understand cribbing techniques as described by their organization's policies or as demonstrated by the US Army Corps of Engineers, FEMA, or OSHA.
2. In general, crib stacks should not be greater than 2 or 3 times higher than the base dimension of the crib stack.
3. Conduct your own testing of your application of the Dura Crib products prior to using.
4. Beware of any deflection, sagging or bending of the products during lifting or stabilization maneuvers. Deflection of up to 5 degrees may occur under normal conditions.
5. All Dura Crib products are designed to be placed on a stable surface and on the horizontal façade of a crib block; never use a Dura Crib block or pad on its vertical (short) end.
6. All products should have their product working load identification tag affixed to the product. Please call your distributor or Turtle Plastics if you require a replacement identification tag. Post the Working Load Guide near the area where products are used.
7. Ensure when using products that whatever is being stabilized on the products, is placed in a uniformly distributed load manner and the majority of the load of the object or equipment lift isn't positioned in a manner onto a single point of contact (referred to as point source load).
8. The bottom layer of the crib stack should be a solid so it can sustain the spread of the load, especially on soil or asphalt paving. Use caution on uneven surfaces.

# WARNINGS

---

 <b>WARNING</b>	
	<b>CRUSH HAZARD</b> Can cause serious injury or death. <ul style="list-style-type: none"><li>• READ AND UNDERSTAND YOUR EQUIPMENT'S OPERATOR MANUAL FOR SAFETY INSTRUCTIONS, LIFTING, CRIBBING AND LOAD DISTRIBUTION TECHNIQUES BEFORE USING THESE PRODUCTS.</li><li>• DO NOT EXCEED MAXIMUM LOAD CAPACITY OF EACH PRODUCT.</li><li>• AN UNEVEN SURFACE OR MISAPPLICATION OF PRODUCTS CAN CAUSE EQUIPMENT TO FALL ONTO WORKER.</li><li>• ENSURE THAT THE WEIGHT OF THE LOAD BEING LIFTED IS EVENLY DISTRIBUTED ACROSS THE CRIB BLOCK/CRIB STACK OR PAD. AVOID LOADING ONTO A SINGLE POINT OF CONTACT ON PRODUCTS (POINT SOURCE LOADING).</li></ul>
	
	

## INJURY AND PROPERTY DAMAGE AVOIDANCE INSTRUCTIONS

---

1. Do not overload products.
2. Do not cut, drill, or bolt into products.
3. Ensure the product working load limit tag is affixed to the product at all times. Request a new working load limit tag from Turtle Plastics if needed.
4. Check that the product lanyard is intact.
5. Use the correct personal protective equipment when conducting lifting or stabilizing maneuvers.
6. Whenever possible, avoid intermixing cribbing materials. Due to the differences in material compression and coefficient of friction, extreme care must be exercised when intermixing wooden or metal cribbing with Dura Crib products.
7. Use caution on uneven surfaces.
8. Do not replace damaged component parts with component parts other than those made by Turtle Plastics.
9. Do not leave Dura Crib products unattended during active load or lifting operations.
10. Do not clean products with any product other than a cleaning solution from EPA List N for plastic.


# APPLICATION EXAMPLES

## Product Application Examples

**These are examples only.** Always refer to the equipment owner's manual and/or your organization's safety policies for proper cribbing/blocking techniques.



Use correct posture when lifting products. For example, the CT44PL-18 Crib Toters are designed to organize 2 sets of (9) 44PL-18 Hybrid Cribs and the carrying bag provides ergonomic features to reduce injuries for workers.



Example of a heavy-duty cribbing application of rescue using the PCP24 Prime Crib Pad (bottom of stack) with 67PC-24 Prime Cribs.



Example of a heavy-duty lifting application for utility equipment using the SP24-2 Slab Pad Two on the bottom layer, the S612-24 Full Slab and the SP24 Slab Pad on the top of stack.

AMENDED JULY 1, 2021

## DURA CRIB™ BRAND PRODUCTS

1. Cleveland Reclaim Industries Inc. dba Turtle Plastics (hereinafter “Company”) warrants solely to the original purchaser at retail of its Dura Crib Products (hereinafter “Product”) that:
  - A. For five (5) years from the date of the original purchase at retail, Company will provide a replacement Product for any Product that breaks for any reason other than abuse or damage due to misapplication or improper installation or stabilization maneuver.
  - B. For ten (10) years from the date of the original purchase at retail, Company will provide a replacement on any Product that is sagging for any reason other than damage due to misapplication, overloading of product or improper installation.
  - C. For fifty (50) years from the date of the original purchase at retail, Company will provide a replacement Product for any Product that becomes defective because of rot, termite infestation or corrosion.
2. A Product shall be deemed broken or defective when it lacks the capacity to perform the primary function for which it was manufactured as determined by Company.
3. The lanyard and plug do not carry any warranty provision.
4. Company shall not warrant any Product whose production identification label is altered, including changing the Company’s name, logo, product working load, country of origin, phone number and technical information website link. Company will replace any missing or lost product identification found on Product free of charge.
5. TO OBTAIN PERFORMANCE UNDER THIS WARRANTY, the original purchaser at retail must submit and complete online the requisite claim form found on the Company’s website. Once a claim form has been submitted along with the necessary supporting documentation, the original purchaser shall receive a Return Goods Authorization number. Once a number has been generated, please return the broken or defective Product to Company postage paid, with a copy of the invoice documenting the date of purchase. Any Product returned for replacement under this warranty must be clearly marked with a “warranty return authorization code”, which the original purchaser at retail may obtain from Company. Company will ship a replacement Product to the original purchaser at retail, postage due, within ten (10) days or as soon as product becomes available of receiving the broken or defective Product. Company reserves the right to challenge any warranty claim for failures resulting from obvious abuse or damage due to misapplication or improper installation.
6. ANY EXPRESS WARRANTY NOT PROVIDED HEREIN, AND ANY REMEDY FOR BREACH OF CONTRACT WHICH BUT FOR THIS PROVISION MIGHT ARISE BY IMPLICATION OF OPERATION OF LAW, IS HEREBY EXCLUDED AND DISCLAIMED. THIS SALE IS MADE ON THE EXPRESS UNDERSTANDING THAT THERE IS NO IMPLIED WARRANTY THAT ANY PRODUCT SHALL BE FIT FOR ANY PARTICULAR PURPOSE OR AN IMPLIED WARRANTY THAT ANY GOODS SHALL BE MERCHANTABILITY. THE ORIGINAL PURCHASER AT RETAIL ACKNOWLEDGES THAT SAID PURCHASER IS NOT RELYING ON COMPANY’S SKILL AND JUDGEMENT TO SELECT OR FURNISH GOODS SUITABLE FOR ANY PARTICULAR USE.
7. UNDER NO CIRCUMSTANCES SHALL COMPANY BE LIABLE TO THE ORIGINAL PURCHASER AT RETAIL OR ANY OTHER PERSON FOR ANY SPECIAL OR CONSEQUENTIAL DAMAGES, WHETHER ARISING OUT OF BREACH OF WARRANTY, BREACH OF CONTRACT, OR OTHERWISE. COMPANY SHALL IN NO EVENT BE LIABLE FOR ANY BREACH OF WARRANTY IN AN AMOUNT EXCEEDING THE ORIGINAL PURCHASE PRICE OF ANY PRODUCT.
8. COMPANY SHALL IN NO EVENT BE BOUND BY ANY STATEMENT OR REPRESENTATION AS TO THE QUALITY OR PERFORMANCE OF ANY PRODUCT, OTHER THAN AS CONTAINED IN THIS WARRANTY.
9. PRODUCTS PROVIDED AS SAMPLES OR AT NO CHARGE ARE NOT CONSIDERED WARRANTED AND MAY NOT BE RETURNED FOR ANY CASH VALUE OR REPLACEMENT.
10. COMPANY RESERVES THE RIGHT, AT ITS DISCRETION, TO CHANGE, MODIFY, ADD, OR REMOVE PORTIONS OF THE WARRANTY AT ANY TIME BY POSTING THE AMENDED WARRANTY ON ITS WEBSITE AT [HTTPS://WWW.TURTLEPLASTICS.COM/RESOURCES/](https://www.turtleplastics.com/resources/). PLEASE CHECK WARRANTY PERIODICALLY FOR CHANGES OR CALL OUR OFFICE AT 1-800-756-6635 IF YOU WOULD LIKE THE MOST RECENT WARRANTY.
11. WARNING: COMPANY STRONGLY RECOMMENDS THAT GENUINE DURA CRIB PRODUCTS ARE USED DURING CRIBBING APPLICATIONS AND THE USE OR MIXING OF OTHER PRODUCTS OR MATERIALS IN A CRIB STACK MAY ALTER THE PERFORMANCE OF THE COMPANY’S PRODUCTS, CAUSE SERIOUS INJURY TO THE USER, DAMAGE TO THE EQUIPMENT AND CANCEL THE LIMITED WARRANTY PROVIDED HEREIN.

## DURA STAT™/DURA BLEND LUMBER™/UHMW BRAND PRODUCTS

1. Cleveland Reclaim Industries Inc. dba Turtle Plastics (hereinafter “Company”) warrants solely to the original purchaser at retail of its Dura Stat (“DS Product”)/Dura Blend Lumber (“DBL Product”) and Ultra High Molecular Weight Polyethylene (hereinafter “UHMW Product”) that:
  - A. For one (1) year from the date of the original purchase at retail, Company will provide a replacement for DS, DBL OR UHMW Products that breaks for any reason other than abuse or damage due to misapplication or improper installation.
  - B. For fifty (50) years from the date of the original purchase at retail, Company will provide a replacement DS, DBL OR UHMW Products that becomes defective because of rot, termite infestation or corrosion.
  - C. Included are warranty provisions 2-11.
2. WARNING: THE LIMITED WARRANTY PROVIDED FOR HEREIN WILL BE CANCELED SHOULD THE ORIGINAL PURCHASER USE DS OR DBL PRODUCTS IN ANY CRIBBING OR MULTIPLE STACKING CONFIGURATION. EXCLUDING PART #FSS-4x4x22 AND PART #FSS-4x4x48 WHICH CAN BE USED TO CRIB A FORKLIFT MAST BUT DO NOT MULTIPLE STACK.

# TURTLE PLASTICS®

7400 Industrial Parkway Drive

Lorain, OH 44053

PH: 800-756-6635 or 440-282-8008 | Fax: 800-437-1603 or 440-282-8822

[www.turtleplastics.com](http://www.turtleplastics.com) | [orders@turtleplastics.com](mailto:orders@turtleplastics.com)

ALL TURTLE PLASTICS® PRODUCTS  
**MADE IN USA**