

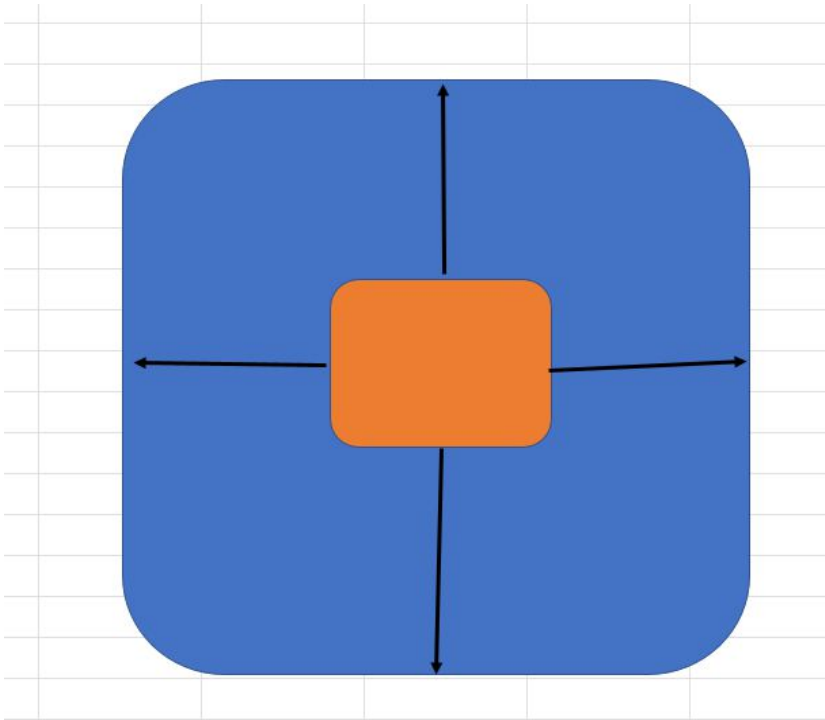


B-COOL	B-COOL9000RM	
VOLTAGE	12V	24V
CURRENT	42-70A	21-42A
Number BTU	9,548	10,230
H/P & L/P - psi	HP: 145 - 188	LP: 29 - 43
POWER CORD	AWG 5	AWG 7
FAN SPEEDS	6	
NET WEIGHT	35kgs	
GROSS WEIGHT	38KGS	
NOISE in db	38db	
COMPRESSOR	ZC23-20	
Number CC	20 CC	
INSIDE CONTROL PANEL	YES	
REMOTE CONTROLLER	YES	
LED READING LAMP	YES	
FRESH AIR	YES	
FREON	R134a	
R134a AMOUNT	460 +/- 20G	
Evaporator air flow	880m ³ /h OR 518 cfm	
HOLE CUT SIZE	62cm x 36cm 24.40in X 14.17in	
AC exterior dimensions	30.4 in. x 38.2 in. x 7.9 in 773 mm X 970 mm X 201 mm	
AC interior dimensions	17.32L x 10.62W x 4.72H in 440 mm X 270 mm X 120 mm	
		



B-COOL9000RM

To up edge : 14cm 5.5in

To down edge: 31cm 12.20in

To left edge : 17.5cm 6.88in

To right edge: 17.5cm 6.88in