

# RIVIAN WHEEL CENTER CAP INSTALL INSTRUCTIONS

## Application:

ALL RIVIAN WHEELS DECA/HD 20 INCH  
Part Number: TF-DECA-HD-RIV- (All Colors)

### 1. Prep

Preparing the wheel O-Ring Groove could be considered the most crucial part of the process because it will hinder the installation of the center cap if contaminated.

- Ensure the O-Ring groove is free of dust, dirt, or debris.
- Lightly apply your synthetic grease of choice to the O-Ring groove.

### 2. Install O-Ring

The O-Ring groove is a close tolerance fit and will require significant effort to ensure proper fitment.

- Place one end of the O-Ring into the groove. This will be the reference point to which you will draw back on the O-Ring, pushing the O-Ring into the groove in a circular motion smoothing towards the original reference point. (see *image 3*)
- The O-Ring will fit inside the groove, make sure it sits evenly before proceeding.

### 3. Apply more grease to the O-Ring

- Apply a thin layer of Grease to the O-Ring once installed and fully seated in the groove. A thin layer is all that's needed.


### 4. Installing the center cap into the wheel

This center cap is specifically designed to fit only the TF Rivian Deca Wheel. It will require significant effort to install as we have kept tolerances tight to ensure the center cap will remain in place while driving.


- Place one side of the center cap into place. (*image 4*)
- Push down continuously on this point because it will try to teeter out of place when you try to fully seat the center cap.
- While keeping constant pressure on the initial side of the center cap, press firmly on the direct opposite side of the center cap until you hear an audible 'pop'. This will provide the indication that the center cap is fully seated. (*image 5 & 6*)
- Verify the center cap is properly installed by checking that it sits flush to the wheel surface.




*image 1*



*image 2*




*image 3*



*image 4*



*image 5*



Perform this task on remaining wheels and enjoy your new TF Wheels