

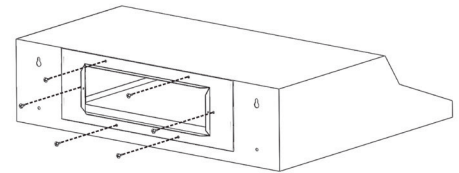
RHURCADUCTKIT

RCA/RO Rear Ducting Kit

Everything you need to duct your Robinhood compact canopy and slideout rangehoods directly through the wall. This kit is designed for the Robinhood RCA series and RO rangehoods. See compatible models at the bottom.

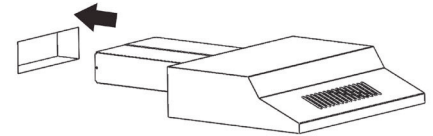
Step 1:

Mount the metal plate to the back of rangehood with the screws provided. (M4*10mm x 6)



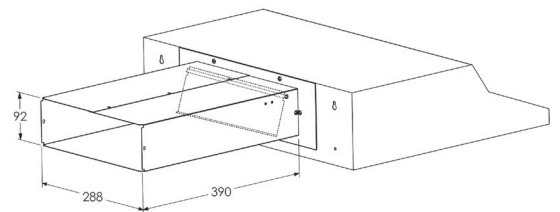
Step 2:

Measure the ducting tube and cut the required hole through the wall. Insert the ducting tube into the wall.



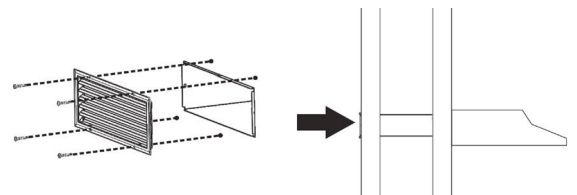
Step 3:

Fit the ducting tube to the metal plate with the screws provided (M4*10mm x 2). If required, the ducting tube can be cut down to suit your specific "through-wall" requirements.



Step 4:

Mount the external grill outlet cover to the ducting tube with the screws provided (M4*30mm x 4). Ensure exterior louvres are facing downwards.



COMPATIBLE MODELS:

RCA2AI6SS | RCA2AI6WH | RCA2AI9SS | RCA2AI9WH | RCA3AL6SS | RCA3AL6WH | RCA3AL9SS | RCA3AL9WH | RO61SS/WH/80 | RO91SS/WH/80